

<http://www.BodySparkle.com>

Measuring Chart - Body Jewelry Lengths & Diameters

Print this chart and use the length of the lines below to measure the jewelry you have. These measurements will not be accurate on your computer screen. They will be accurate only on a printed page! If you do not have a printer, contact us and we will send a chart to you in the mail.

Just lay the jewelry on the lines below to determine it's length or diameter. Please follow the directions below on how to measure each type of jewelry.

1/4" (6mm)

5/16" (8mm)

3/8" (10mm)

7/16" (11mm)

1/2" (12mm)

5/8" (16mm)

3/4" (19mm)

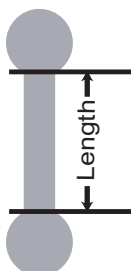
7/8" (22mm)

1" (25mm)

1 3/8" (35mm)

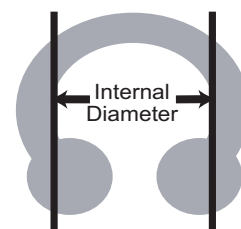
1-1/2" (38mm)

2" (50mm)



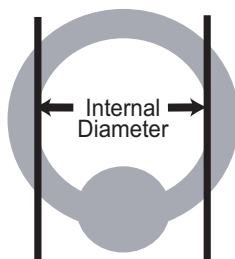
Straight Barbells

Stem length is measured in a straight line, between the end balls.



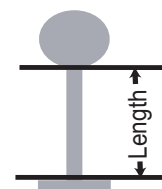
Circular Barbells
AKA Horse Shoe Barbells

The size of the Circular Barbell is measured in a straight line across the center, inside the ring. This is known as the internal diameter.



Captive Bead Rings/Spiral Barbells

The size of the Captive Bead Ring and Spiral Barbells are measured in a straight line across the center, inside the ring. This is known as the internal diameter.



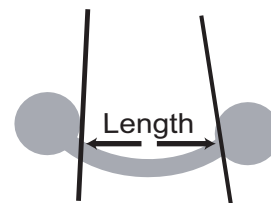
Labret and Monroe Studs


The stem length of the labret or monroe stud is measured in a straight line between the top ball and the flat base.

Curved Barbells

AKA Bent or Banana Barbells

The size of the Captive Bead Ring is measured in a straight line across the center, in between the two end balls. This is called the stem length.





<http://www.BodySparkle.com>

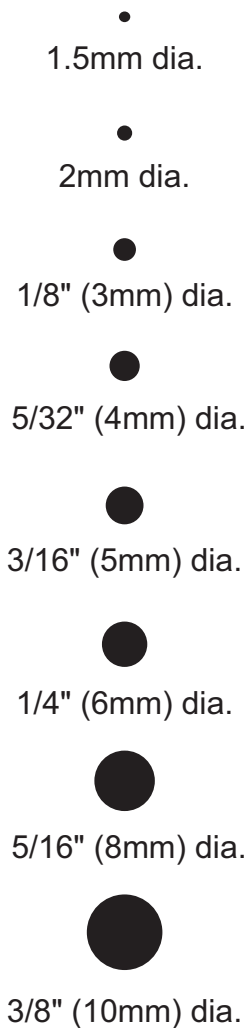
Measuring Chart - Gauge Sizes, Ball & Stone Diameters

Use the circles and lines below to determine what the gauges, ball diameters or stone diameters listed in our product descriptions look like. You can also use these circles and lines to measure the gauge, ball or stone size of jewelry that you already have.

Just lay the jewelry on the circles or lines below to determine the size. These measurements will not be accurate on your computer screen. They will be accurate only on a printed page! If you do not have a printer, contact us and we will send a chart to you in the mail.

Ball or Stone Diameters

Use to visualize or measure ball or stone sizes.



Gauge Sizes

Use to visualize or measure gauges. The gauge is the thickness of the stem or ring (the part that goes through the piercing). Use the width of the lines below to measure gauge.

