

Ruled Paper

(Have fun using these. Click on the links below to take you to each page.)

[10 pt. ruled black](#)

[10 pt. ruled color dark](#) (Use a color printer for this page)

[16 pt. ruled legal](#) (prints on 8½" X 14" paper)

[16 pt. ruled](#)

[48 pt. ruled](#) (Good to use with students who need to type a draft paper and need to edit above it. Decreases visual clutter)

[72 pt. ruled](#) (Good to use with students who need to type a draft paper and need to edit above it. Decreases visual clutter)

[Columns](#) (Use for math, to help kids line up numbers)

[Columns2](#) (Bold lines - Use for math, to help kids line up numbers)


[Grids](#) (large squares for doing math)

[Small grid](#) (small squares for doing math)

[Spacing- -- gray](#) (This was set up for a student who had difficulty spacing between words. He was instructed to leave 2 dashes between words. We started with the black spacing paper, and faded the color to gray)

[Spacing](#) (Black dashed lines to help with learning to write with good spacing)

[Spacing paper](#) (A different type of spacing paper)



10 pt. ruled black

A series of horizontal lines for writing. The page contains 10 sets of lines. Each set consists of 10 thin grey lines, with a thick magenta line acting as a section separator between each set.

10 pt. ruled color dk


16 pt. ruled legal

A series of horizontal lines for writing, consisting of 16 sets of three lines each. Each set includes a top line, a middle line, and a bottom line, with a thicker middle line in each set.

16 pt. ruled


48 pt. ruled

72 pt. ruled




grids

Grids



small grid

Grids



spacing paper

Spacing _ _