

The Chalkboard

Presenter Name

● Agenda or Summary Layout

A second line of text could go here

10:00am



Discussion Item One – A Placeholder for text

Add a second line of text here

11:00am



Discussion Item Two – A Placeholder for text

Add a second line of text here

1:00pm



Discussion Item Three – A Placeholder for text

Add a second line of text here

2:00pm



Discussion Item Four – A Placeholder for text

Add a second line of text here

12:00pm



Discussion Item Five – A Placeholder for text

Add a second line of text here

• Main Content Page Layout

Add a subtitle here

This text is a placeholder.

- Here is the second level.
- You may change this text
 - Here is the third level
 - Formatting is controlled by the slide master and the layout pages.
 - There is a third level
 - And even a fourth level

An accent, click to edit the text inside.

An accent, click to edit the text inside.

• Comparison Page Layout

A SECOND LINE OF TEXT COULD GO HERE

COMPARISON OF ITEM ONE

THIS IS A PLACE HOLDER FOR ITEM ONE.

ITEM ONE CAN BE TEXT, A PICTURE, GRAPH,
TABLE, ETC.

Here is level two

Here is level three

Level 4

Level 4, you may add more text or delete
this text.

COMPARISON OF ITEM TWO

- This is a place holder for item one. Item one can be text, a picture, graph, table, etc.
- Here is level two
 - Here is level three

- **A One Column Page Layout**
A Second line of text can go here.

A content placeholder. Use for text, graphics, tables and graphs. You can change this text or delete it.

- Here is a placeholder for more text. You may delete this text
- Here is a placeholder for more text. You may delete this text




- **Two Picture Page Layout**
A second line of text here



A placeholder for text for the first picture

- This graphic was created using PresenterMedia.com PNG Clipart.




A placeholder for the second picture

- This graphic was created using PresenterMedia.com PNG Clipart.

- **Three Picture Page Layout**

A second line of text may go here.



A description of the first picture. You may change this text.

A description of the second picture. You may change this text.

A description of the third picture. You may change this text.

A description of the first picture. You may change this text.

A description of the second picture. You may change this text.

A description of the third picture. You may change this text.

- **Table Page Layout**

A second line of text can go here.

Here is the description of the table. You may change or delete this text as you wish.

This chart is compatible with PowerPoint 97 to 2007.

Geographic Region	Q1	Q2	Q3	Q4
United States	1254	1254	1254	1254
Europe and Asia	324	324	324	324
Australia	32	32	32	32
South America	2	2	2	2
Canada	1	1	1	1
Mexico	1	1	1	1
TOTALS	1614	1614	1614	1614

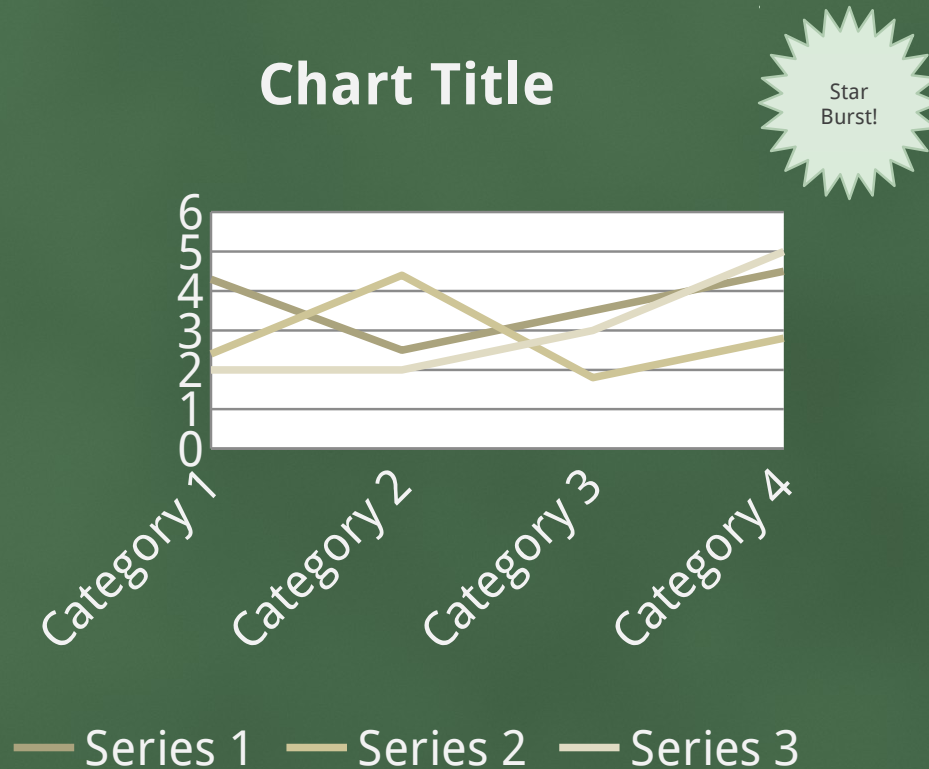
Here is a placeholder for more text and

- **Line Graph Page Layout**
PowerPoint 97 through 2007 Compatible

Here is the description of the chart. You may change or delete this text as you wish.

This chart is compatible with PowerPoint 97 to 2007.

Here is a placeholder for more text and



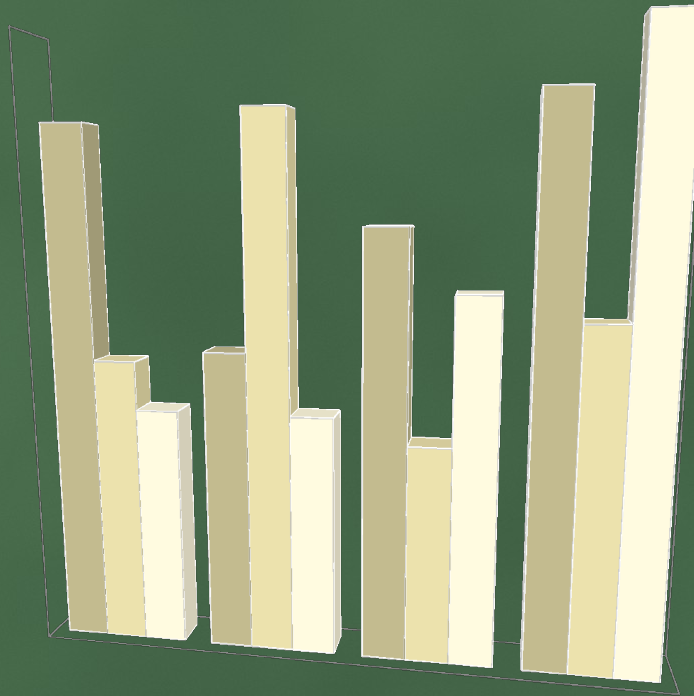
- **Bar Graph Page Layout**
PowerPoint 2007 Enhanced Version

Here is the description of the chart. You may change or delete this text as you wish.

This chart utilizes features only available with 2007.

Here is a placeholder for more text and

Chart Title



A callout, this can be edited or deleted

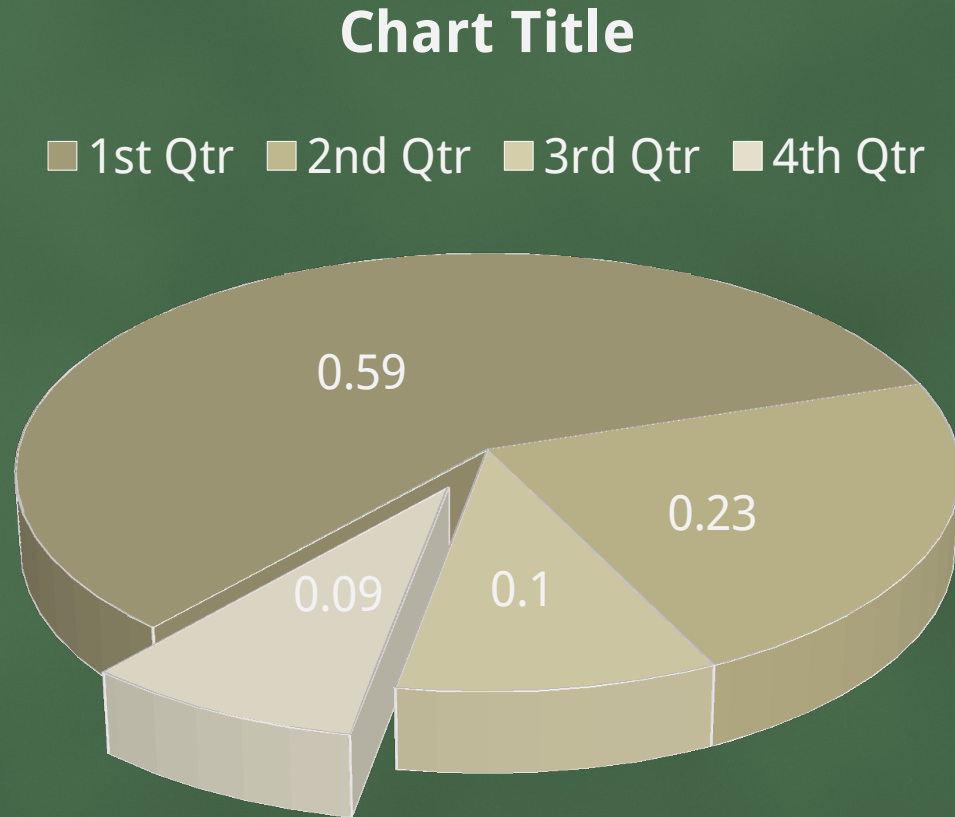
- Series 1
- Series 2
- Series 3

- **Pie Graph Page Layout**
PowerPoint 2007 Enhanced Version

Here is the description of the chart. You may change or delete this text as you wish.

This chart utilizes features only available with 2007.

Here is a placeholder for more text and



- **Smart Art Page Layout**
PowerPoint 2007 Enhanced Version

This chart utilizes Smart Art which is feature in PowerPoint 2007. If you wish to make charts like this and don't have PPT 2007, we have provided the graphical elements to help you build this yourself.

Here is the

- **Smart Art Page Layout**
PowerPoint 2007 Enhanced Version


This chart utilizes Smart Art which is feature in PowerPoint 2007. If you wish to make charts like this and don't have PPT 2007, we have provided the graphical elements to help you build this yourself.

Here is the description of the

- **Smart Art Page Layout**
PowerPoint 2007 Enhanced Version

This chart utilizes Smart Art which is feature in PowerPoint 2007. If you wish to make charts like this and don't have PPT 2007, we have provided the graphical elements to help you build this yourself.

Here is the description of the



- **Picture Page Layout**

Your picture caption can go here.
Image from PresenterMedia.com

Animation Page

Make an Impact in your presentations by adding some themed PowerPoint animations.

