

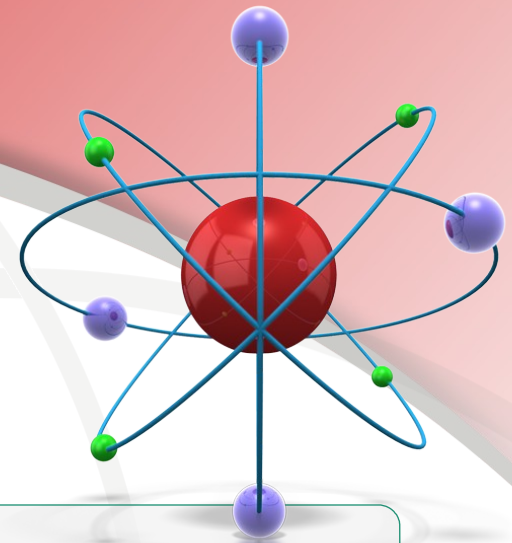
# Atom Molecule

Presenter Name

By [PresenterMedia.com](http://www.presentermedia.com)

# Agenda or Summary Layout

A second line of text could go here



Item 1

Discussion Item One – A Placeholder for text

Add a second line of text here

Item 2

Discussion Item Two – A Placeholder for text

Add a second line of text here

Item 3

Discussion Item Three – A Placeholder for text

Add a second line of text here

Item 4

Discussion Item Four – A Placeholder for text

Add a second line of text here

Item 5

Discussion Item Five – A Placeholder for text

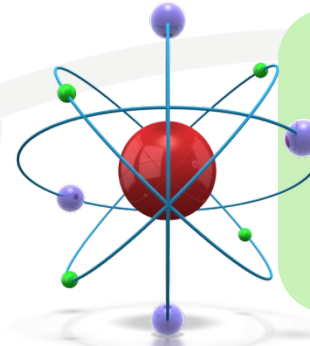
Add a second line of text here

# • Main Content Page Layout

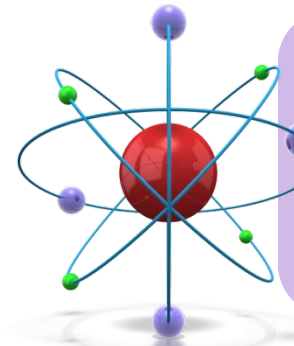
- Add a subtitle here

- This text is a placeholder.

- Here is the second level.
- You may change this text
  - Here is the third level
  - Formatting is controlled by the slide master and the layout pages.
    - There is a third level
      - And even a fourth level



An accent, click to edit the text inside.

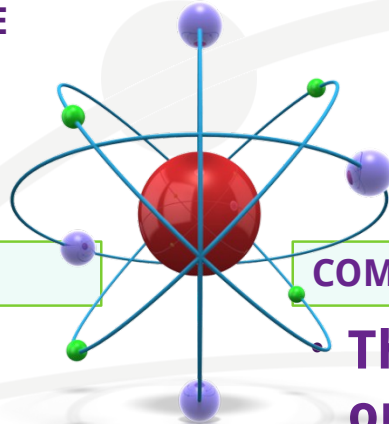


An accent, click to edit the text inside.

A callout,  
this can  
be edited  
or deleted

# • Comparison Page Layout

A SECOND LINE OF TEXT COULD GO HERE



## COMPARISON OF ITEM ONE

THIS IS A PLACE HOLDER FOR ITEM ONE.  
ITEM ONE CAN BE TEXT, A PICTURE, GRAPH,  
TABLE, ETC.

Here is level two

Here is level three


Level 4

Level 4, you may add more text or delete  
this text.

## COMPARISON OF ITEM TWO

**This is a place holder for item one. Item one can be text, a picture, graph, table, etc.**

- Here is level two
- Here is level three




## • Two Picture Page Layout

A second line of text here



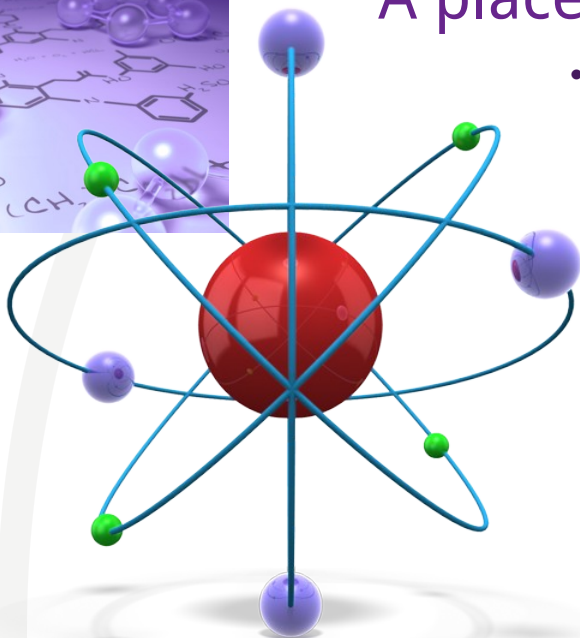
A placeholder for text for the first picture

- More information can be added here by changing this text.



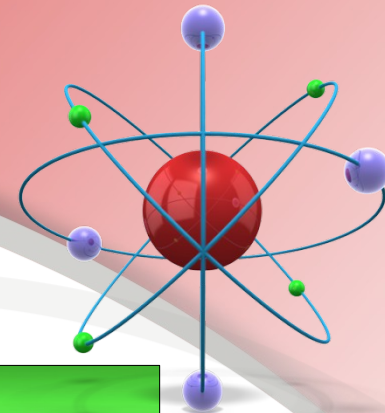
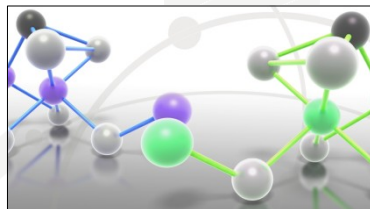
A placeholder for the second picture

- More information can be added here by changing this text.



## • Three Picture Page Layout

A second line of text may go here.



A description of the first picture. You may change this text.

A description of the second picture. You may change this text.

A description of the third picture. You may change this text.

A second place holder is available here. Add as much text as you would like.

A second place holder is available here. Add as much text as you would like.

A second place holder is available here. Add as much text as you would like.



## Table Page Layout

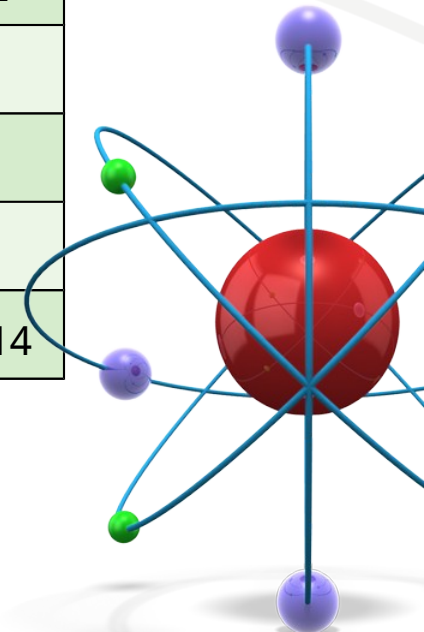
A second line of text can go here.

Here is the description of the table. You may change or delete this text as you wish.

This chart is compatible with PowerPoint 97 to 2007.

Here is a

Geographic Region	Q1	Q2	Q3	Q4
United States	1254	1254	1254	1254
Europe and Asia	324	324	324	324
Australia	32	32	32	32
South America	2	2	2	2
Canada	1	1	1	1
Mexico	1	1	1	1
TOTALS	1614	1614	1614	1614

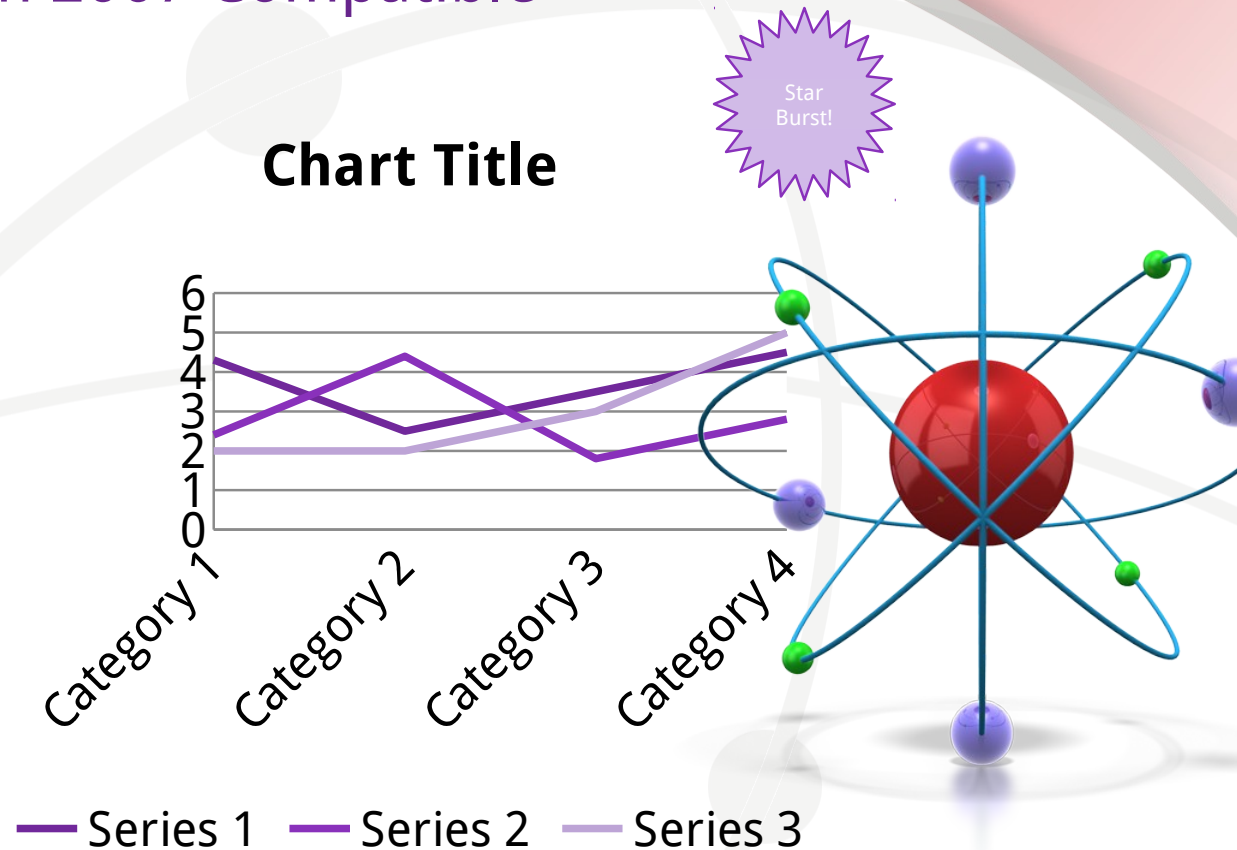


- **Line Graph Page Layout**  
PowerPoint 97 through 2007 Compatible

Here is the description of the chart. You may change or delete this text as you wish.

This chart is compatible with PowerPoint 97 to 2007.

Here is a





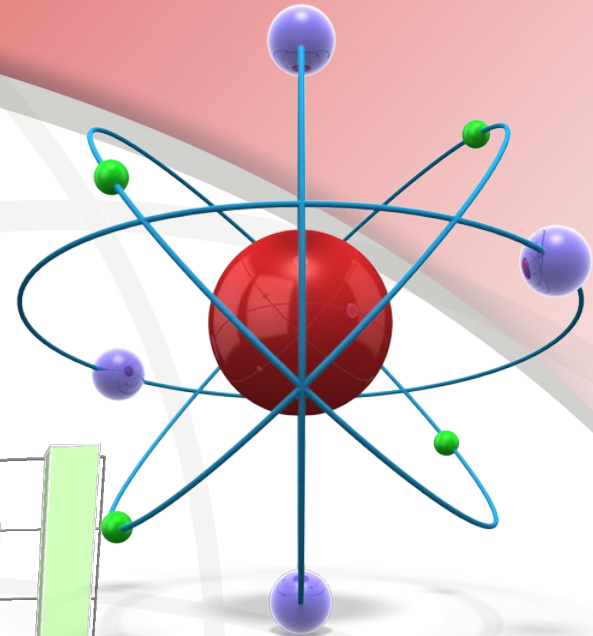
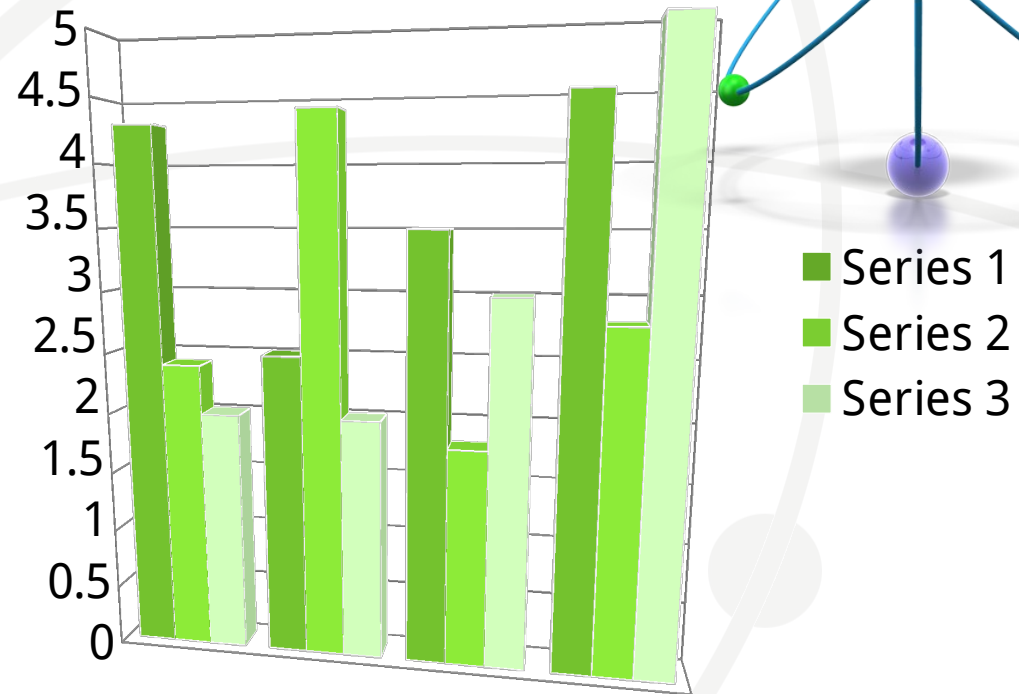
- **Bar Graph Page Layout**  
PowerPoint 2007 Enhanced Version

Here is the description of the chart. You may change or delete this text as you wish.

This chart utilizes features only available with 2007.

Here is a

**Chart Title**

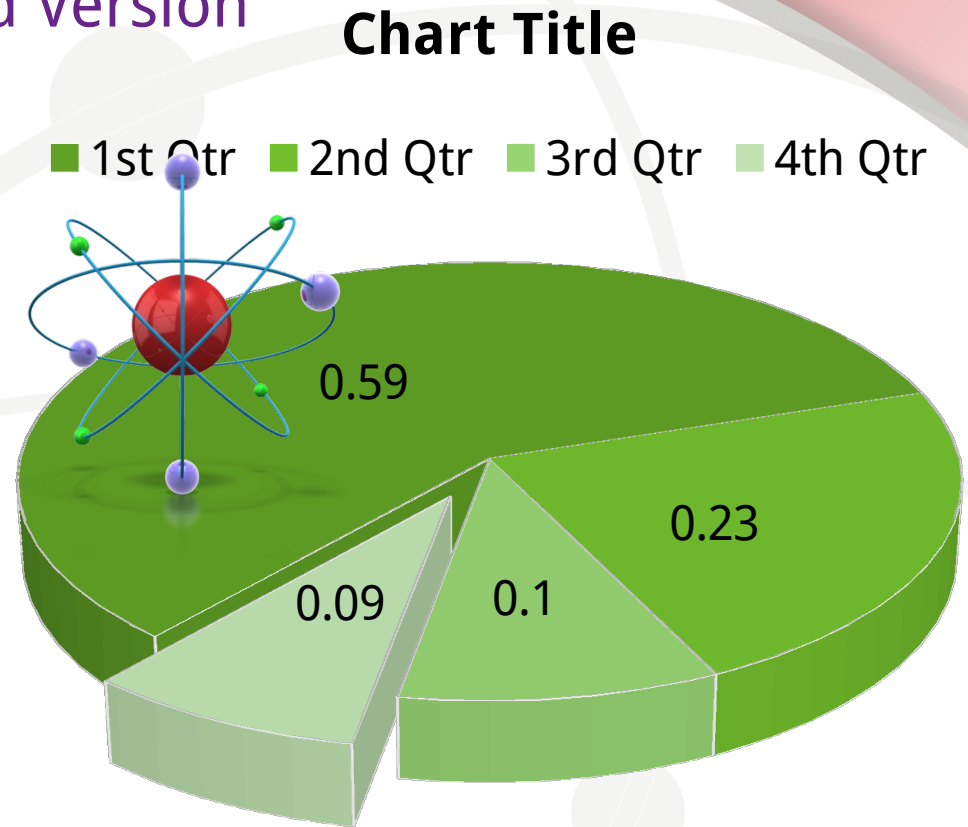


- **Pie Graph Page Layout**  
PowerPoint 2007 Enhanced Version

Here is the description of the chart. You may change or delete this text as you wish.

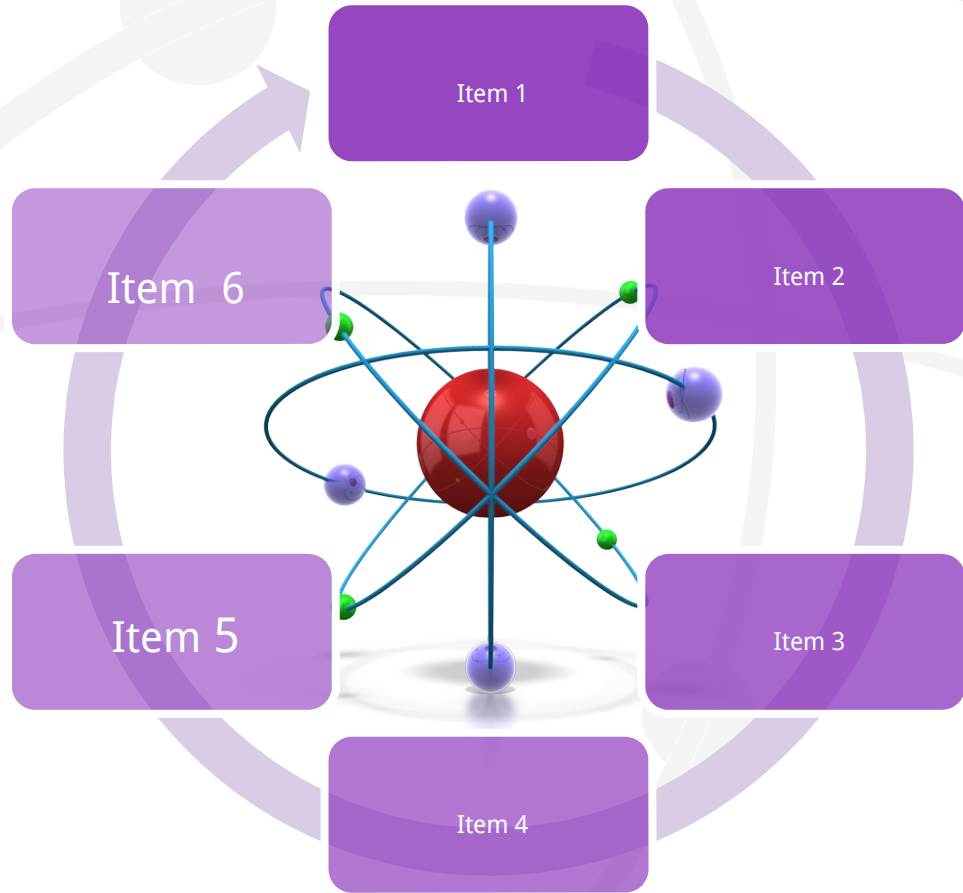
This chart utilizes features only available with 2007.

Here is a



- **Smart Art Page Layout**  
PowerPoint 2007 Enhanced Version

This chart utilizes Smart Art which is feature in PowerPoint 2007. If you wish to make charts like this and don't have PPT 2007, we have provided the graphical elements to help you build this yourself.

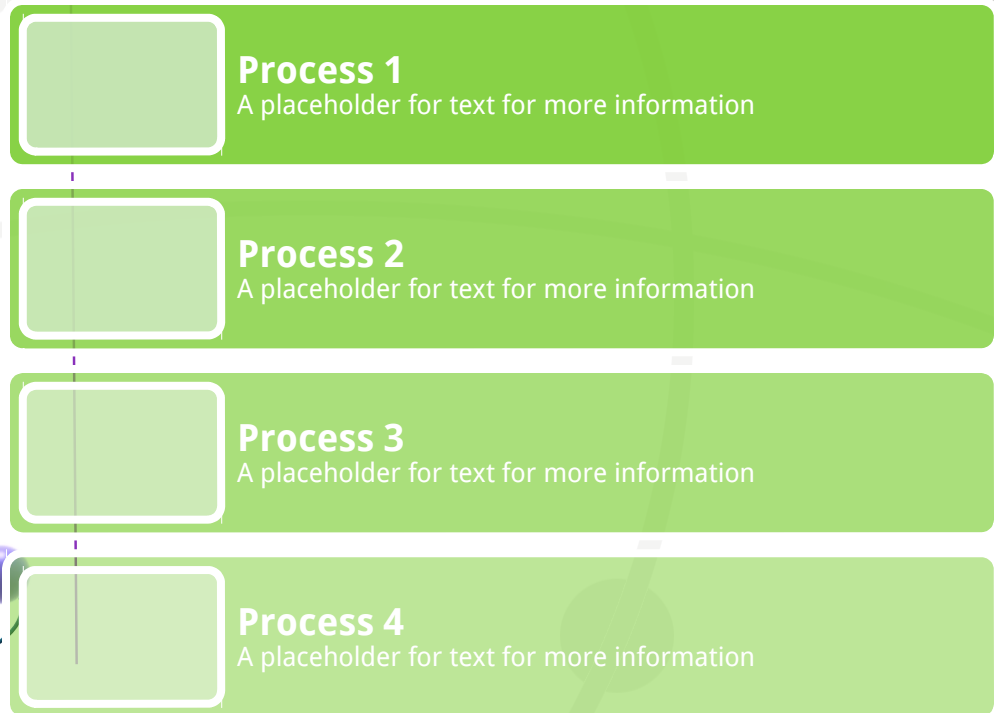
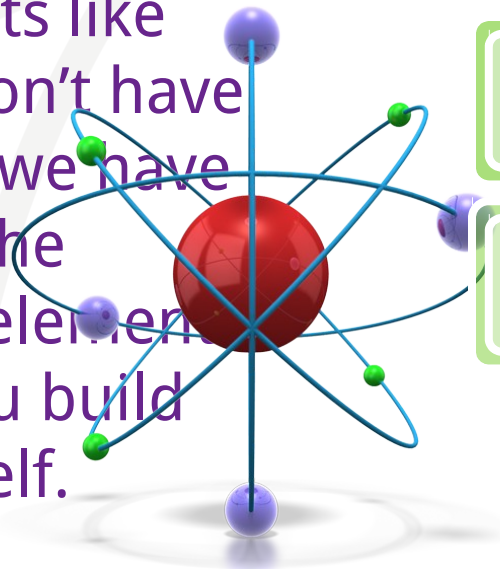


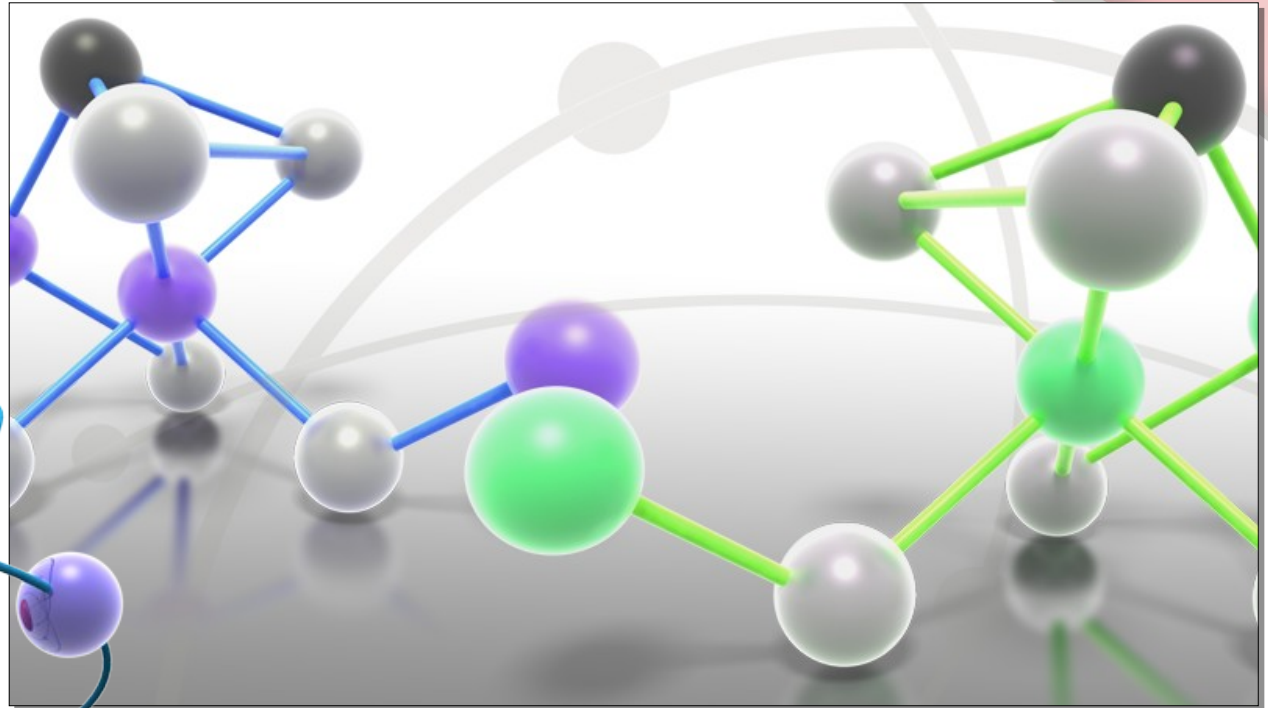
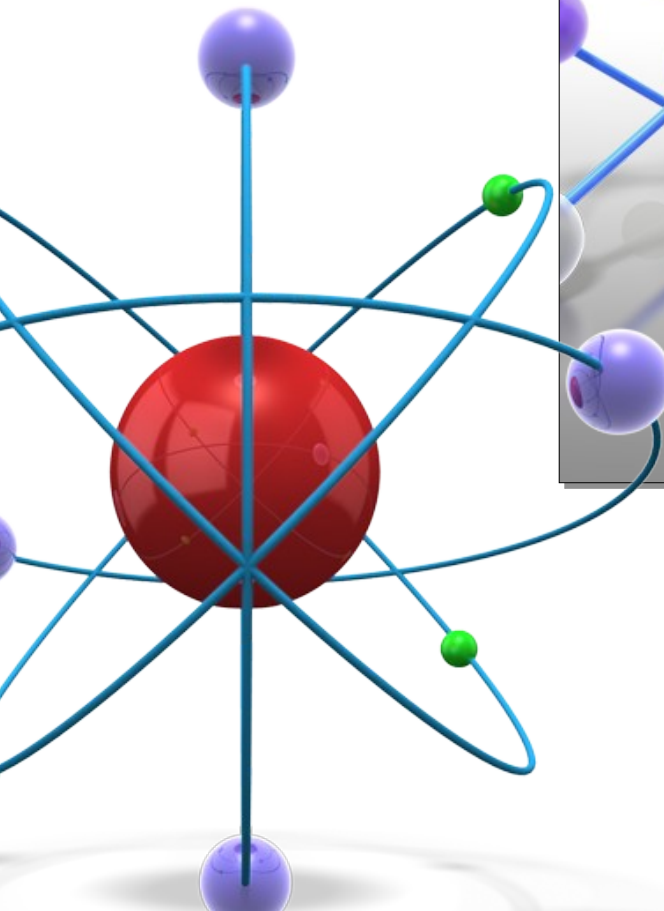
# Smart Art Page Layout

## PowerPoint 2007 Enhanced Version

**\*Reminder\***  
Add your photos by clicking on these four spaces!

This chart utilizes Smart Art which is feature in PowerPoint 2007. If you wish to make charts like this and don't have PPT 2007, we have provided the graphical elements to help you build this yourself.





- **Picture Page Layout**  
Picture Caption Here

## Animation Page

Make an Impact in your presentations by adding some themed PowerPoint animations.

