
**U.S. Government Printing Office
Federal Digital System
System Design Document
Volume I: System Architecture**

R1C2 Edition

Prepared by: FDsys Program

**Office of the Chief Information Officer
U.S. Government Printing Office**

September 2008

Revision History

Revision	Date	Description
Version 1.0	March 3, 2008	Initial draft
Version 1.1	May 12, 2008	Incorporated comments from PMO and development team. Added logical data model and system-level component model
Version 2.0	September 5, 2008	Restructured SDD to multiple volumes of individual design documents. The current document is updated to focus on high-level system architecture and design. Added details on OAIS model implementation.

1. Introduction

1.1 Purpose

This document describes the architecture and system design of the Federal Digital System (FDsys) for the U.S. Government Printing Office. It is a living document that evolves throughout the design and implementation for each release. Each release will have an edition of the document, and the current edition of the document is for the first public release R1C2.

The goal of this document is to cover the high-level system architecture and design. The document is divided into three major parts: system architecture, software design and external interfaces. The system architecture includes views from various perspectives. The software design details the main software components that operate under, and support the system architecture. It also includes the content lifecycle and workflows that support the business operations of the system. External interfaces are documented in a separate section because of their special roles in the system.

1.2 System Design Document

The system design document (SDD) for FDsys consists of multiple volumes of individual design documents. In addition to the current document, which focuses on high-level architecture and design, separate detailed design documents are created for each of the major components of the system and data management documents for each type of the publications that are managed by the system. Table 1.2-1 lists the SDD volumes along with their coverage for R1C2.

SDD Volume	Coverage	Lead Author
Volume I: System Architecture	High-level system architecture and design, OAIS model mapping, logical data model, etc	FDsys Architect
Volume II: Content Repository	Detailed content repository design, including CMS object model for the content, CMS configuration, application security, and content management and archival functionalities, etc	Documentum Architect
Volume III: FDsys Publish	Architecture and detailed design for publishing content for public access	FAST Architect
Volume IV: Search API	Architecture and detailed design for FAST search engine APIs	FAST Architect
Volume V: Search Configuration	Architecture and detailed search engine configuration, benchmark methodology, and server failure recovery strategies for the FAST search engine	FAST Architect
Volume VI: Custom Application	Custom applications for FDsys, including parser framework, content source module, web applications as the search front-end to the FAST search engine, etc	Chief Software Engineer
Volume VII: Data Management Definition Document - Federal Register	Detailed data management document for Federal Register	FAST Architect
Volume VIII: Data Management Definition Document - Congressional Bills	Detailed data management document for Congressional Bills	Data Analyst
More DMDs ... as they complete		

1.3 Audience

The design documentation is in general for anyone who wants to understand the system architecture and design of FDsys. The following groups are in particular the intended audience of the document.

- FDsys program managers – to evaluate that the system architecture and design support the requirements
- FDsys development engineers – to understand the architecture and follow the design to build the system
- FDsys administrators – to understand the internal workings of the system in order to administer the system effectively
- FDsys operators – to improve productivity while using the system on daily basis
- FDsys maintenance engineers – to understand how the system was built in order to be able to perform any enhancement or reengineering work.

1.4 Document Organization

The current document is organized as follows.

Section	Purpose
Section 2: System Overview	To describe the purpose of the system, and provide a conceptual design, along with some high-level design considerations.
Section 3: Scope of Release 1C.2	To describe the scope of the R1C2, and the incremental development approach for FDsys implementation.
Section 4: System Architecture	To present the system architecture of FDsys, by viewing the system from various perspectives.
Section 5: Software Design	To describe the content data model of FDsys, and functional designs of the system to support the data model and business operations configured in the workflows.
Section 6: Business Process Implementation	To describe how content flows in the system, and the workflows that support daily FDsys operations.
Section 7: External Interfaces	To document the external interfaces in R1C2.
Section 8: Deployment	To summarize the main deployment architecture at the hardware and application level.

1.5 References

Concept of Operation for the Federal Digital System.
 Federal Digital System Requirements Document 3.2.
 Reference Model for an Open Archival Information System (OAIS).

2. System Overview

2.1 Purpose of the FDsys

As stated in the Concept of Operations, FDsys will enable federal content originators to easily submit to GPO the content that can be authenticated, versioned, preserved, and delivered upon request. FDsys will become the content management system for federal publications within the GPO enterprise, and is at the core of one of the three pillars of the GPO information systems – the Content Management Systems (CMS) pillar. Figure 2.1-1 depicts the conceptual three pillars. The CMS pillar interoperates with the Business Information pillar for financial transaction and ordering management, and with the Digital Production pillar for content and printing specification management. In addition to the core content management functionalities, the CMS pillar is also responsible for managing the acceptance of printing orders and the transmission of content and orders to internal and external service providers.



Figure 2.1-1: Three Information Systems Pillars

Within the content management systems pillar, FDsys provides a platform to support business functionalities in the following three areas: content management, content preservation and content access.

Content Management

This is to support daily operations of content management, including content submission, versioning, update on content renditions and metadata. In addition to the content management, FDsys also handles, in post R1C2 release, collecting content-related business process information,

such as content ordering. Therefore interactions with applications in other two information systems pillars in later releases are also supported in this functional area.

Content Preservation

While content management is at the heart of its functionality sets, FDsys goes beyond what the standard enterprise content management systems provide. One of the critical missions of FDsys is to preserve the content in its original form and to perform preservation processing on the content and technology refreshment to achieve the goal of making the content permanently accessible.

Content Access

In addition to the new strategic mission of the long-term content preservation, another critical mission for FDsys is to become the next generation of the GPO Access for content access and dissemination. The current GPO Access was built more than a decade ago with a primary focus on making the government publications available online. Its architecture and enabling technologies have shown serious weakness to efficiently support its business functionalities without frequent and intensive manual interventions.

The access component of FDsys will subsume functionalities of the current GPO Access with a new architecture and design supported by modern technologies. Since its high visibility is currently supported by a failing architecture along with the complexity of the processes involved in daily operations, the current GPO Access will be replaced as one of the high priority features for the first public release of FDsys, the R1C2 release.

2.2 FDsys Conceptual Design

2.2.1 Three Subsystems View

To accomplish its missions, conceptually FDsys has three major subsystems as depicted in Figure 2.2-1. Two separate content repositories are created respectively for the content management and content preservation subsystems. These two subsystems are accessible only within the GPO intranet. The repository for the content management is to support daily operations of FDsys, such as accepting content submission, updating existing content and metadata in the system, and publishing content and metadata for public access. The archival repository is to support the content preservation. Preservation processes in post R1C2 will all be performed on the archival repository. The two repositories communicate with each other when necessary, but each has its own independent storage for the content.

The access subsystem is in the DMZ for public content access and dissemination. The publicly accessible FDsys packages are published from the content management repository to the access subsystem, which processes the content and associated metadata and make them available online for general public access.

This high level conceptual view of the three subsystems will be reflected in the system architecture and application designs throughout the system design documentation.

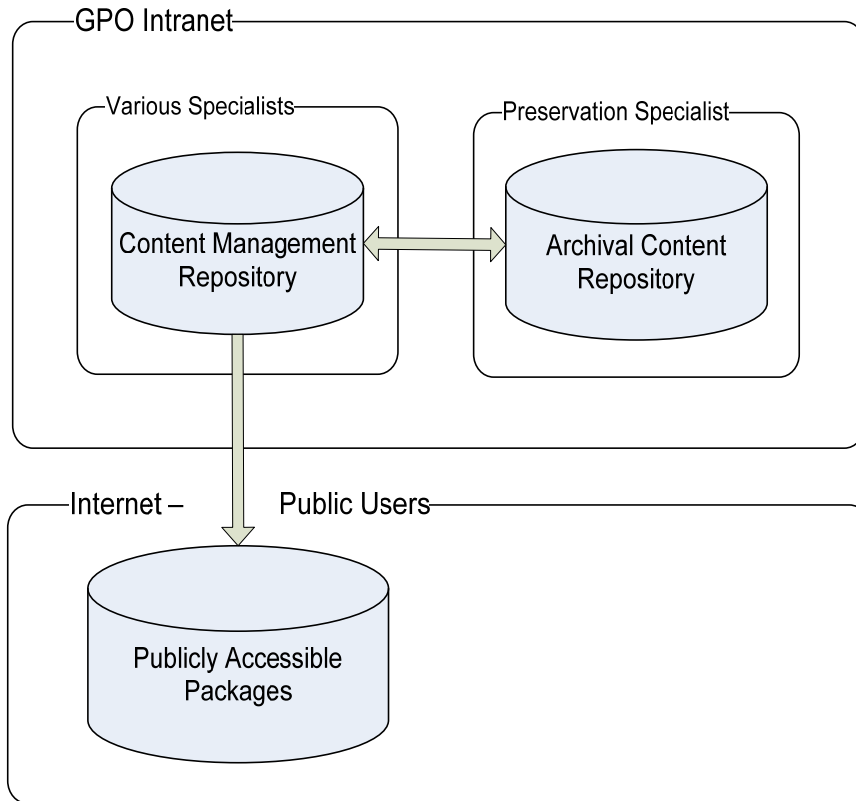


Figure 2.2-1 FDsys Conceptual Design

2.2.2 User Characteristics

FDsys supports two categories of users: authorized users and public users. The content management and preservation subsystems are only accessible to the authorized users. Authorized users are further categorized to functional specialists and system administrators or managers. The following lists the specialists and managers that are supported in R1C2.

- Internal Service Provider
- Congressional Publishing Specialist
- Web Management Specialist
- Cataloging Specialist
- Collection/Content Management Specialist
- Collection/Content Manager
- Preservation Specialist

- System Administrator
- ESB Administrator
- Workflow Administrator
- Business Workflow Manager
- System Administrator Manager

- Security Manager

Each authorized user will be granted roles that determine what the user can perform once successfully authenticated by the system. Preservation subsystem further limits its accessibility to authorized users with preservation privileges. Details of the application security and the user roles and content groups that enforce the access security measures are addressed in detail in the repository design document.

The access subsystem is open to public users without authentication. In post R1C2, optional personalization will be provided to public users to customize their web pages appearance.

2.3 Design Considerations

To meet the requirements, FDsys is designed and implemented with the following considerations.

- To follow the Open Archival Information System (OAIS) reference model
- To manage metadata in XML
- To conform to the GPO Enterprise Architecture.

2.3.1 FDsys and OAIS Model

2.3.1.1 The OAIS Reference Model

The OAIS reference model was developed by the Consultative Committee for Space Data Systems (CCSDS), to serve as a standard for digital repositories for preservation purposes. The recommendation of the reference model issued by CCSDS in 2002 was adopted by the International Organization for Standardization as the ISO 14721:2003. According to the ISO 14721:2003, an OAIS is “an archive, consisting of an organization of people and systems, that has accepted the responsibility to preserve information and make it available for a Designated Community”.

Aiming to be a context-neutral and high-level reference model, the OAIS model describes the environment, functional and information models, and responsibilities that apply to an OAIS-compliant archival system.

The OAIS environment model is concerned with the producers and consumers of materials that are delivered to and obtained from the OAIS. It also covers the management of the OAIS itself. A special class of the consumers is the Designated Community, which should be the primary user group of the OAIS, and the OAIS must be able to appreciate the community’s knowledge base in order for information supplied by the OAIS to be understandable by this user group.

The OAIS functional model addresses functional activities for the following entities:

- Ingest
- Archival Storage
- Data Management
- Administration

- Preservation Planning
- Access

The OAIS information model describes the concept of Information Package and defines what should be included in the Information Package. The OAIS model proposes three Information Packages: Submission Information Package (SIP), Archival Information Package (AIP), and Dissemination Information Package (DIP). Each information package includes digital objects to be preserved, metadata required to describe the digital objects, and the packaging information that associates the digital objects with their describing metadata.

Finally, the responsibilities of an OAIS archive required by the OAIS model are:

- Negotiate and accept information from Producers
- Determine which community should become the Designated Community
- Ensure the Information Packages are independently understandable
- Ensure the Information Packages are preserved
- Make the preserved Information Packages available

2.3.1.2 Impact of OAIS Model on FDsys Design

As clearly indicated in the ConOps and specified by a set of specific requirements, FDsys will follow the OAIS reference model to manage the content lifecycle. While some of the OAIS entities, such as Data Management for the archive, can be mapped to implementations of relevant functionalities from the commercially available enterprise content management systems (CMS), the commercial CMS products are in general not designed to conform to the OAIS model - the OAIS information model for long term preservation in particular. This presents a challenge for FDsys to implement the reference model by using the out-of-box features of a commercial CMS product.

Every commercial CMS product has its own proprietary data model for the content it manages. Though the implementation approaches vary from one product to another, the separation between the content and metadata is common to all data models of the COTS CMS products. While the content may be stored in various storage devices such as file system, the metadata are normally stored in a persistence store such as relational database. How the association between the metadata and content is modeled and managed varies widely between the CMS products, and has become one of the key differentiators between the competing products.

A simplest and easiest implementation of a content management system would be to use the out-of-box content data model of a COTS CMS, and leverage the application tools usually bundled with the CMS offering to manage the content lifecycle with little customization. Apparently the implementation of this type creates a total dependence on the underlying CMS, and has little flexibility to adapt to technology evolutions over time. This approach, therefore, will be unable to fully meet the FDsys requirements for its independence of the underlying supporting technology.

By the information package concept, the OAIS model proposes a high level abstraction that creates the opportunity for an implementation independent packaging scheme. This is especially beneficial for long-term preservation, which normally has to outlive the lifecycle of the underlying technology that facilitates the preservation process. Through its carefully designed content data model and self-describing archival package, FDsys provides an implementation of the OAIS AIP by leveraging the content management capabilities of the COTS CMS product with an XML-based abstraction layer to

minimize the dependence on the underlying CMS product. Details of the FDsys implementation strategy for the OAIS model can be found in 5.x.

2.3.2 XML in FDsys

Metadata management is at the heart of all content management systems, and is one of the most key functionalities of FDsys. Unfortunately the commercial CMS products, as mentioned earlier, all have their own proprietary metadata models, which in fact have become one of the critical differentiators between the competing products. The non-standards based metadata models present a problem for FDsys to accomplish its mission - to preserve and disseminate the content and metadata over an indefinitely long period of time. This mission requires that FDsys implementation remain flexible and not tied to any proprietary CMS implementation, and must be able to adapt to technology changes over time.

To achieve this goal for long-term preservation, the FDsys requirements specify that all metadata for FDsys content must be in XML form, promoting an implementation that manages the metadata for FDsys content independently of the metadata model of the underlying CMS product. The requirements also reflected the fact that most metadata standards from library and other information management communities are in XML form. Managing metadata in XML enables FDsys to easily interface with other systems when needed.

It is noted that managing the metadata solely in XML and independently of the underlying CMS metadata model requires extensive customization. FDsys meets this set of requirements, along with the OAIS packaging requirements, by implementing an abstracted packaging service on top of the supporting commercial CMS product. The XML files containing the FDsys metadata are treated by the underlying CMS as regular content files, and the packaging service extracts the descriptive metadata from the CMS metadata model and populates them to the XML metadata files in the archival package. With all descriptive and technical information stored in and available from the XML files for a package, the package becomes self-describing and independent of the CMS that is used to create the package.

It should be pointed out that these XML files are for metadata only, majority of the FDsys content are not in XML form, but in file formats like plain text, PDF, TIFF, etc. Therefore the native XML applications offered by a few commercial CMS products (e.g. Documentum) for the XML content management are not applicable to the FDsys content in this category.

FDsys may accept submissions where content themselves are in XML or SGML format. For R1C2, the content in these XML-like formats will also be treated like any other content files (e.g. PDF).

2.3.3 FDsys and GPO Enterprise Architecture

While the GPO Enterprise Architecture is still being developed, FDsys will conform to the established models within the evolving enterprise architecture. The operating platforms for hardware and software, development languages, persistence store for FDsys all conform to the specifications in the TRM (Technical Reference Model) of the enterprise architecture. Specific tools in the TRM for enterprise use, such as LDAP for user authentication, and ESB for enterprise application integration, will also be utilized in FDsys.

It should be noted that because of the evolving nature of the enterprise architecture, FDsys might select technologies or services that are not covered by the enterprise architecture yet. In this case, the selection will be approved by the GPO Architecture Review Board. Once approved, the selected technologies or services will be considered for incorporation into the evolving Enterprise Architecture.

3. Scope of Release 1C.2

According to the FDsys requirements, the scope of FDsys covers a large number of business functional areas. It is impractical, if not impossible, to develop and deploy the whole system of FDsys at once. An incremental approach for the FDsys development must be adopted to reduce the high risk associated with the all-at-once approach in terms of cost, schedule and overall success of the system implementation.

The Program Management Office (PMO) for FDsys has performed a detailed analysis on the requirements, and divided the requirements into feature groups with priority assignment. The priority assignment has taken into account the inter-dependency of the feature groups. For example, the infrastructure must be laid out first as a platform to enable FDsys operations. The packaging scheme following the OAIS model must be ready before FDsys can accept and process any content for preservation and public access. As a first public release, R1C2 will focus on the following feature groups.

3.1 FDsys Infrastructure

The features in this group are to provide a system infrastructure onto which the FDsys is deployed and performs its operations. The features include hardware infrastructure, security architecture, system availability, backup and monitoring, and integration for FDsys to interface with external systems – the ILS (Integrated Library System) for R1C2.

3.2 FDsys Information Packages and Metadata Management

This feature group is for FDsys to implement the concept of the OAIS Information Packages and to manage the metadata in XML with a set of established metadata standards. It must be implemented before any content and metadata can be accepted and processed by FDsys. The implementation of this feature group must be complete to cover content of various types that are ingested into FDsys at the first release or later releases, because modifications to the content packaging scheme in later releases are highly undesirable and will be prohibitively costly. One exception to the completeness is the supported metadata standards and the system must be designed in such a way that FDsys is able to support new metadata standards introduced in the future. This feature group is considered the fundamental foundation of FDsys for content preservation and public access. It will be one of the primary focuses of the R1C2 development.

Once the packaging scheme and metadata management are ready, FDsys is able to create and preserve the Archival Information Packages (AIP). While supporting functionalities for preservation processes, such as content refreshment, are planned for later releases, R1C2 release will have the AIP created and preserved in an archival repository that is separate from the working repository for daily content and metadata management as shown in the FDsys conceptual design. The preservation processes in later releases will operate on the archival repository created at R1C2.

3.3 Content Submission

The content source for R1C2 will be exclusively from the congressional submission by the GPO Plant Operations. The existing business processes established in the Plant Operations will continue to process the content files up to the point where the subsequent processing is to produce WAIS-specific file formats. The content currently available from the WAIS database will be migrated to FDsys, and a submission tool for the migration will be developed in R1C2.

In addition to the migration submission, two types of congressional submissions will be supported in R1C2 for the day-forward content. One is the interactive submission where the authorized users upload the content files and metadata to FDsys through a browser-based FDsys user interface. The second type is a folder-based submission where content files are placed to a predefined hot folder for submission to FDsys. Once the content files are submitted through the hot folder, the authorized users will use the same browser-based FDsys user interface as in the interactive submission case to manage the content files before the final submission for ingest.

The content submission for R1C2 is further discussed as part of the GPO Access replacement.

3.4 GPO Access Replacement

This group of features is to subsume functionalities available from the current GPO Access, with additional significant improvement features. Apparently this feature set depends on the successful implementation of the packaging and metadata management features. It is another primary focus of the R1C2 release.

3.4.1 Incremental Approach

The current GPO Access operates on a WAIS infrastructure, a client-server text search system that offers little metadata management capabilities. A few metadata pieces in the WAIS content data are created by the GPO homegrown utility programs before the content is passed over to WAIS indexing process. Some metadata information is embedded in the content directory structure or file names. The lack of a consistent and complete metadata set in GPO Access implies that all the metadata required by the FDsys information packages must be systematically extracted before the WAIS content can be migrated to and processed by FDsys.

Metadata extraction from the content is a challenging task, and a few commercial tools are available but mostly for content of forms with predictable format patterns. FDsys adopts the approach to parse the content and extract the required metadata information through custom parsers. Because of the complexity of the publication structures and large number of variations of the structures from one publication collection to another, the parsers have to be developed for each of the collections while maximizing the usage of common metadata elements that can be applied across collections whenever possible. The parser development is a tedious and time-consuming process; multiple iterations are usually required to complete a parser for a particular collection with an acceptable level of accuracy rate.

As such, FDsys development takes a phased approach for GPO Access replacement to meet the target objectives for each release. For release R1C2, the objectives are:

- To migrate all existing GPO Access content to FDsys. Once ingested the content are managed in the form of FDsys information packages.

- To extract from the content a complete set of metadata elements that are required by the preservation and access for the selected high priority collections. For these collections, FDsys will be able to subsume functionalities available from the current GPO Access with additional improvement features.
- To extract from the content a basic set of metadata elements for the mandatory preservation and access needs for the remaining collections. For these collections, FDsys will be able to subsume most functionality available from the current GPO Access while the additional improvement features will be added in later releases because of the incomplete metadata set.
- To maintain granule-level access to publications available from the current GPO Access for the selected high priority collections.
- To provide backward compatibility for access capabilities, such as getDoc, currently utilized by systems external to GPO.

A successful completion of the above objectives will move the current GPO Access off the WAIS infrastructure, which has been the origin for many notorious problems. This phased approach requires a careful design of the system to support adding features in later releases to the content already in FDsys archival repository and also published for general public access. By this phased approach, the features that are planned for later releases are primarily concerned with adding additional metadata and relationships between the publications to the packages. This seemingly extra effort is in fact also covered by the FDsys requirements for post R1C2 releases – ability to edit metadata for content already in the system and to manager the relationships between publications.

3.4.2 Transition to FDsys

Figure 3.4.2-1 shows a schematic diagram of the current processes whereby the content are processed and made available online at the gpoaccess.gov website. The diagram shows only the main activities that concern the content migration and process transition to FDsys, and is not meant to describe all and detailed processing steps.

The current content processing involves many manual steps to invoke GPO homegrown tools or scripts to perform the processing tasks. The functionalities of the tools range from simply formatting the text files with appropriate return characters to processing the locator and SGML files and adding tags to the files. These content composition functionalities will be addressed by a separate project currently under development – the Composition System Replacement (CSR). As such, subsuming functionalities of the tools used in the current processing will be out of the FDsys R1C2 scope.

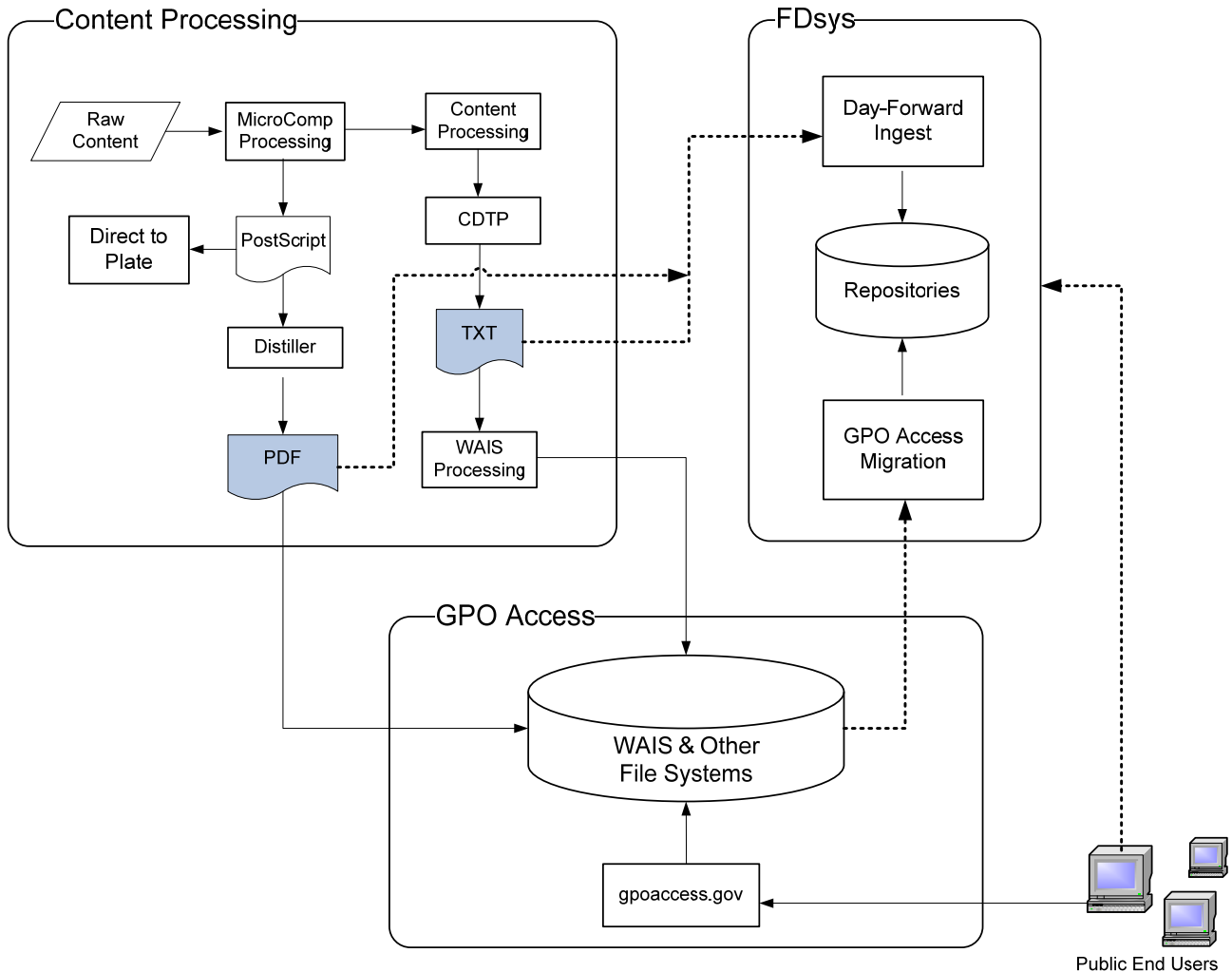


Figure 3.4.2-1 Current GPO Access Processing and Planned Transition

GPO Access replacement involves two major parts: migrating exiting GPO Access content to FDsys, and enabling a process and ingesting new or day-forward content into FDsys, as indicated by the dashed lines in Figure 3.4.2-1. For migration, the content source includes the content files from the WAIS infrastructure and some additional files from other file systems (Jukebox, Alpha3) currently maintained by the Plant Operations. A migration tool will be developed to traverse the migration files in the staging area for all collections, and feeding the content and a few metadata (that is only available from the original directory structure) for ingest to FDsys. Details of the tool design and the ingest process will be addressed in section x.

For the day-forward content submission, R1C2 will leverage the current content processing up to the selected steps. One such step is after the creation of the screen-optimized PDF file. The PDF files are created manually using the Adobe Distiller in the current processing, along with a table mapping the PDF files to the corresponding text version of the files. Another step is after the homegrown tool – CDTP is invoked. The output of the CDTP (i.e. .done file) is a cleanly formatted text file with necessary tags inserted, if applicable, to indicate the granule separation of the publication. Processing steps after these two are either specifically to prepare the text files for WAIS

indexing or to make the PDF along with other files available to content subscribers. For R1C2, processing steps to further prepare the files for WAIS can be retired after the transition period.

As shown in the dashed arrows in Figure 3.4.2-1, interactive and folder-based tools will be developed to submit the PDF and the CDTP output file, along with other appropriate renditions in other file formats (such as locator, SGML when applicable), to FDsys. Similar to the migration case, the parsers for the day-forward content will be applied to the text version of the content and the extracted metadata along with the original content files submitted for ingest. Details of the day-forward content submission and ingest will be addressed in section x.

Since the current GPO Access is a live system, the industry best practices have shown that a transition period is required to switch from a live system to its replacement to mitigate the high risks associated with a sudden switch. During the transition period, the current GPO Access and FDsys will be in operation in parallel, providing similar functionalities for public access, while FDsys will have improved features in selected areas. It should be noted that the transition period concerns the smooth launch of the replacing system, and in principle should have little impact on the architecture and design of the new system.

3.5 Summary

In summary, the scope of the release R1C2 is to complete implementations of the above listed feature sets to build the foundation of FDsys packaging scheme for preservation and public access and to replace the current GPO Access with the access subsystem. The content will be managed in the form of FDsys information packages, and also stored as AIPs in a separate archival repository of FDsys. From the implementation point of view, R1C2 will serve as a foundation for later releases to add more features or to enhance the functionalities of the system, completing the FDsys development in the incremental releases.

4. System Architecture

FDsys is a software intensive system, consisting of primarily COTS products and customizations that are needed to meet the requirements. System architecture concerns about the overall structure, the components and their relationships in the system. For complex systems like FDsys, it is rarely sufficient to describe the architecture from a single perspective. The architecture is therefore presented by various views or perspectives of the system.

4.1 Application View

The application view describes the application components of the system, including the selected COTS products, and the customizations that need to be developed. It also depicts the relationships between the components, and their respective roles in the system. Figure 4.1-1 shows the application view. The COTS products were selected by a series of trade studies. From the technical perspective, the key selection factors were how well the candidate product meets the FDsys requirements by the out-of-box features, and how well the programming interfaces are defined by the product for customizations. The FDsys custom applications are developed to leverage the capabilities of the COTS products so the requirements are fully met by the system. Notice that in order to provide a view with all major involved components, Figure 4.1-1 also includes a few existing systems, such as ILS, that FDsys needs to interact with to perform its operations.

Figure 4.1-1 can be viewed as a detailed version of the FDsys conceptual design shown in Figure 2.2-1, but filled with the selected COTS products and planned FDsys applications for each of the subsystems. Functionalities are provided by both the COTS products and FDsys customizations that are required to fully meet the FDsys requirements.

4.1.1 Content Management Subsystem

A Documentum content repository is setup to perform daily content management operations. The capabilities of Documentum are used for the following operations.

- User authentication – to authenticate users and enforce application level security by the Documentum built-in security capabilities. To store and enforce the security measures, Documentum provides a built-in integration with LDAP, which will be configured for FDsys to manage the application security controls.
- Workflows – the BPM (Business Process Management) of the Documentum will be configured to execute FDsys business workflows.
- Content Search and Retrieval – out-of-box capability of Documentum to search and retrieve the content in the repository for authorized users.
- WebTop User Interface – to minimize FDsys customization by leveraging the Documentum out-of-box WebTop application as the standard user interface for authorized users to access the repository.

The FDsys applications are developed to extend or customize the capabilities provided by Documentum. Each of the applications is briefly described below.

Content Parsing

The purpose of the content parsing is twofold. First it is responsible for extracting metadata from content for preservation and access needs. A set of operation interfaces will be defined to provide input and retrieve output from the parsers. All parsers, regardless of whether common to all publications or specialized to a particular publication, must implement the operation interfaces. The parsing framework also provides a mechanism to plug-in new parsers or to remove (and hence capability of replacing) parsers from the service. This is to enable a phased approach for parser development.

The second purpose of the content parsing is to handle publication granules. The content source for R1C2 is limited to the existing WAIS content and day-forward content from the Plant Operations. The publication granules are currently created by the established manual process and tagged in the input content files. So the remaining job for the content parsing is to interpret the tagged granules, that are normally publication specific, and to save the granules to separate files for access.

It should be noted that the content parsing for publication granules in R1C2 is designed to interpret and transform the granules that are manually created during the GPO Access content processing. Until granules are programmatically identified and generated, this design will continue to serve its purpose in later releases. At present, no tools have been found available to automatically create the granules that meet GPO's granule requirements.

Packaging Application

The packaging application is responsible for managing the FDsys information packages following the concept model of the OAIS. The AIP in FDsys is stored and accessed only for preservation purposes, and a separate archival storage is allocated for the AIPs to achieve this goal. To accomplish another mission of FDsys for content dissemination for public access, FDsys creates an additional package – Access Content Package (ACP) for daily content management. ACP also serves as the source for the content dissemination to the public.

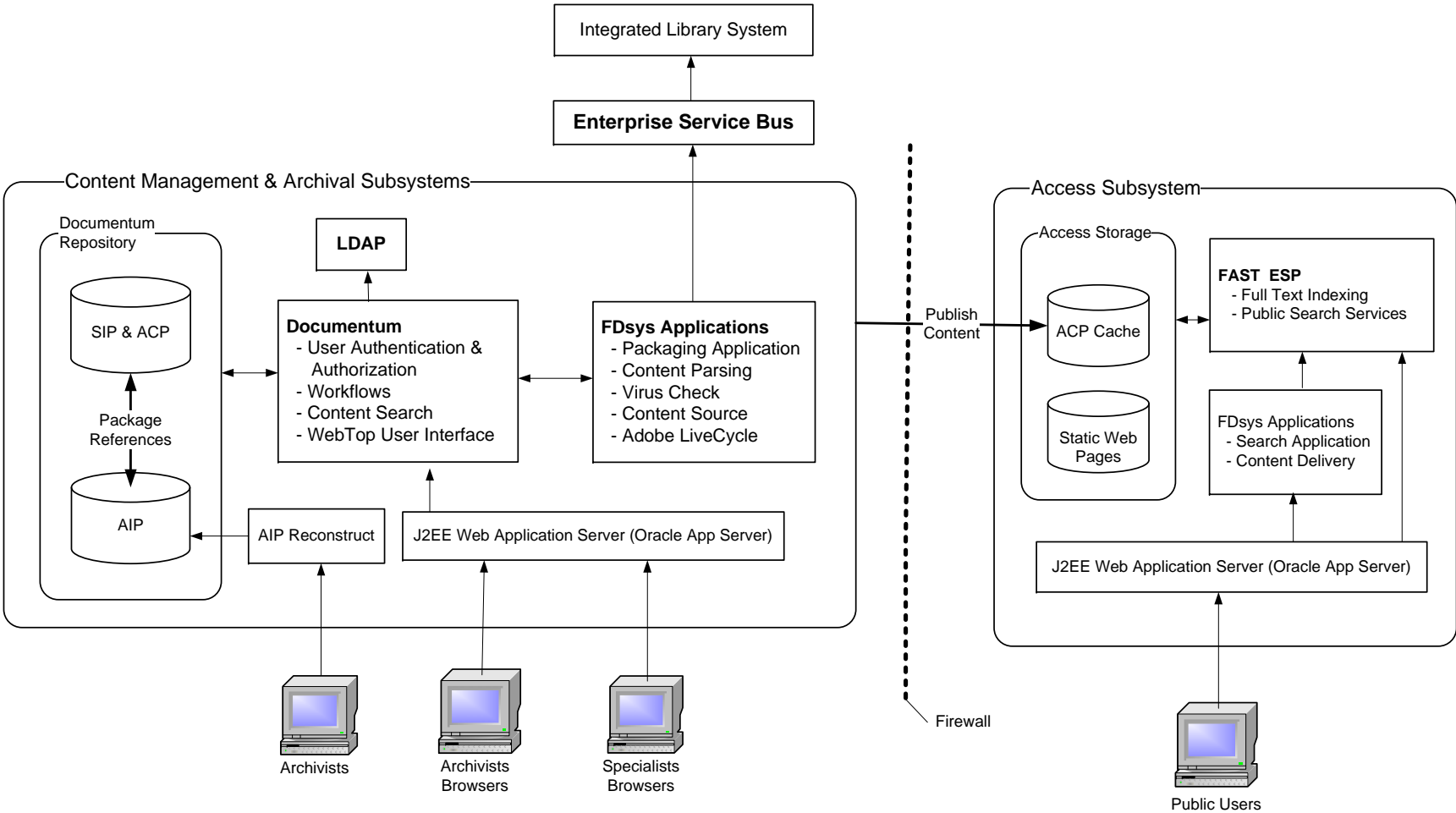


Figure 4.1-1 FDsys Application Architecture

Content Source Module

FDsys has to be able to accept content from a variety of sources, which can vary widely in terms of the way in which content are stored, the availability and format of descriptive information, etc. Examples include the initial migration of content from the WAIS and Jukebox file system, where the directory structures change from one publication to another or from one year to the next for the same publication. It is highly undesirable for FDsys to develop a customized ingest process to glean the content source information each time when a new content source needs to be covered.

The purpose of the content source module is to serve as a front-end application to the FDsys submission process. It probes the content source storage structure, gathers the content source information and returns the collected information to the submission process in a pre-defined and unified form. In other words, FDsys can expect the input information in the same form gathered by the content source module from various sources with completely different characteristics.

4.1.2 Archival Subsystem

An independent archival repository is setup for the AIPs. Similar to the content management subsystem, Documentum capabilities are leveraged to manage the repository and provide the authorized users access to the repository. Note the content data model in the archival repository is different from that in the content management subsystem, to fully meet the preservation requirements.

The packaging application in R1C2 is to create the AIPs conforming to the archival content data model, and ingest the AIPs to the repository. The preservation processing will perform the basic preservation related metadata management, such as recording the provenance events to the AIPs.

The AIP reconstruct utility is developed as a tool, independent of the CMS, to verify and ensure that the AIP is truly self-describing in that an AIP in the archival repository can be re-constructed to a self-contained package that is truly independent of the underlying CMS which creates and manages the AIPs in the archival repository.

4.1.3 Access Subsystem

The FAST ESP has been selected as the search platform for FDsys to make the published content accessible to general public. The FAST search engine performs the content indexing, and provides the full-text search capabilities for publicly accessible content of FDsys. FAST ESP will be configured to process and index the content and metadata published from the content management repository.

By design FAST ESP is not delivered with a production-quality search front-end, but with a complete set of APIs for customizations to submit queries and retrieve the search results. The search front-end for public access is thus a major area of FDsys customizations. The 508-compliance will be applied to all customized web pages for the access subsystem.

The access subsystem also provides limited web content management capabilities to allow the authorized users to manage the editable pages for the public site. The examples of the editable

pages include posting collection-specific news to the web pages for the collection. In addition, the user help will be available from the web applications for the access subsystem.

4.1.4 ILS Integration

GPO has deployed an ILS (Integrated Library System) to maintain a catalog of the federal government publications since 2002. As mentioned earlier, the ILS and FDsys both belong to the Content Management pillar within the GPO enterprise information systems. From the implementation point view, the ILS is, however, an existing system external to FDsys. FDsys thus has to integrate with the ILS for bibliographic information synchronization, to keep both systems up to date about the content available from GPO. The integration between the two systems will be accomplished through the enterprise service bus.

4.2 Network and Storage View

This view shows network configurations that enable the two distinct access entries to FDsys, including access security to the storages. Figure 4.2-1 depicts the network and storage view of the system architecture.

There are three logically and physically separated storages in FDsys. AIP storage in NAS (Network Attached Storage) is dedicated to storing the archival packages with the most restrictive access control. Only a small group of users with preservation privileges is granted access. SIP and ACP storage is to support daily content management operations by authorized users, including service specialists, service providers, system administrators, etc. The third storage is for the ACP cache – the published ACP. This storage supports the public-facing web application, providing content access to the general public. The security measures in this architecture are enforced by the VLAN (virtual LAN) configurations and user access roles, in addition to the logical and physical separation of the storages themselves.

For the content management and access subsystems, the content is stored in NAS, but the SAN (Storage Area Network) is used to store the search engine indexes on the content for the system performance consideration. In fact, the FAST search engine, selected by FDsys as the full text search engine, requires either DAS (Direct Attached Storage) or SAN for the index storage to deliver the required performance. Because of the FDsys index size, the DAS is not a viable option.

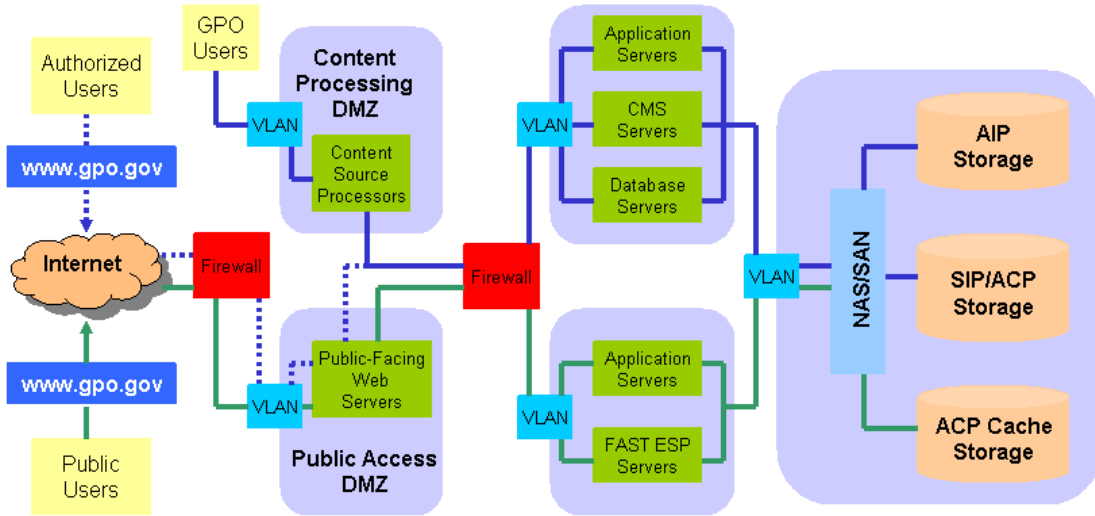


Figure 4.2-1 Network and Storage View

The authorized user access to FDsys through the public-facing web application, indicated by the dashed connection line in the diagram, is not implemented in R1C2. It is shown to present a more complete picture of access to FDsys, and for reference to features of subsequent releases.

4.3 Application Security View

The application security concerns with the security control over which users could perform what functions on which data set in the system. Following industry best practices, FDsys adopts the role-based approach to enforce the access control for the authorized users.

The role-based approach involves two concepts: roles and groups. A role defines a set of functions a user can perform. For example, an agency Content Originator role enables a user to manage the agency content and metadata in the SIP before submission. It also enables the user to manage jobs for the agency as well. An authorized user can be assigned with one or more roles, and thus granted with a set of functions that is the union of all functions permitted by the assigned roles. A group in the context of role-based access control in FDsys is content-based, and refers to a set of related publications. In other words, each and every publication must belong to a group. For example, all publications from the Environmental Protection Agency could belong to a single group named EPA.

An authorized user is assigned with one or more roles, along with one or more groups. The roles specify what the user can do, and the group for which content (i.e. publications) the user has access. In fact, a user must be assigned at least with one content group; otherwise the user has no access to any content in the system at all. Similarly, a user must at least have one role for the user to be able to perform any operations. The roles and groups will be populated to the LDAP directory information tree and stored in a LDAP compliant server. Figure 4.3-1 shows a view of the LDAP integration for FDsys.

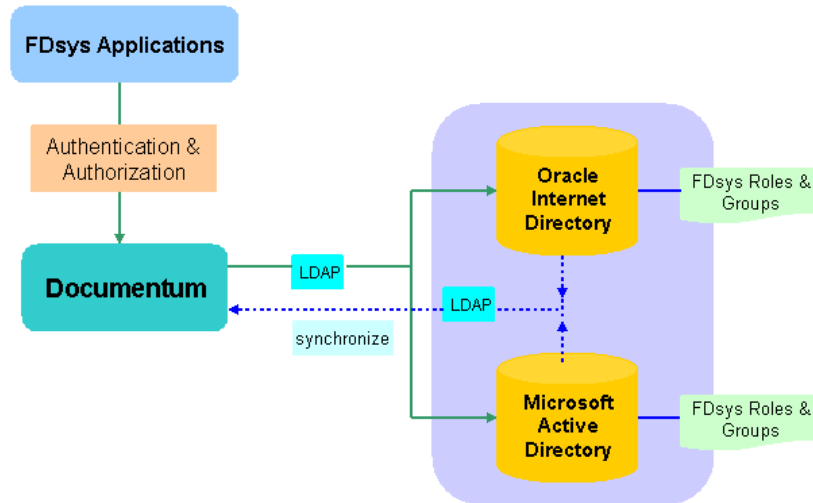


Figure 4.3-1 FDsys LDAP Integration

The role-based security measures need to be enforced by Documentum for direct content related access control, and by FDsys custom applications for functionality control, which indirectly relates to the content as well. As part of the out-of-the-box features, Documentum delivers a built-in LDAP integration for applications to enforce the role-based security measures. The built-in integration includes the configurable periodic update of the roles and groups from the LDAP server (shown as the dashed line in Figure 4.3-1). To maximize the usage of available capabilities from the COTS products and avoid reinventing the wheel, the current application architecture enforces all security controls through the Documentum LDAP integration, as shown in Figure 4.3-1. This architectural choice has the following benefits:

- FDsys has no need to develop another LDAP integration layer within the FDsys custom applications.
- No synchronization issues between FDsys applications arise as LDAP integration is handled at one place. The out-of-sync directory information in a complex system like FDsys could be a very challenging problem to diagnose and resolve.
- FDsys is a content-centric system, use of Documentum as the central LDAP integration simplifies the content related access control.

Figure 4.3-1 shows two directory servers, one is the Microsoft Active Directory that stores all current GPO user information on the GPO intranet network. The user accounts for R1C2 will be exclusively from the Active Directory, with additional FDsys specific attributes, such as a flag to indicate whether the user is activated for FDsys access. The other directory server is the Oracle Internet Directory, which is part of the Oracle IAMS that has been selected as GPO enterprise identity management. For post R1C2, user accounts for agency users will be stored in this directory.

Details of the LDAP schema and Documentum synchronization with GPO directory servers for the roles and groups are covered in the Repository Design document.

Public users access the FDsys public search application without the need to login. To enable the personalization, the subsequent releases of FDsys will provide the optional self-registering process for public users to set personal web page preference.

4.4 Deployment View

Two instances of FDsys will be deployed, one as a primary and another as secondary, or backup deployment. For R1C2, it was decided the two instances will be both deployed at the GPO headquarters. The two instances are identical in terms of application architecture, hardware, software and storage to operate the system. A high degree of redundancy of the servers for major applications, such as Documentum and FAST, is provided at the primary instance to distribute the system load and to ensure high availability of the system. The purpose of the backup instance is to minimize interrupted operations should the primary instance have a catastrophic failure, in which case the operations are switched to the backup instance. The backup instance also serves as an operational instance when the primary instance requires extended period (i.e. more than one day) for major maintenance tasks, such a full re-indexing of the content when necessary. Figure 4.4-1 shows the deployment view.

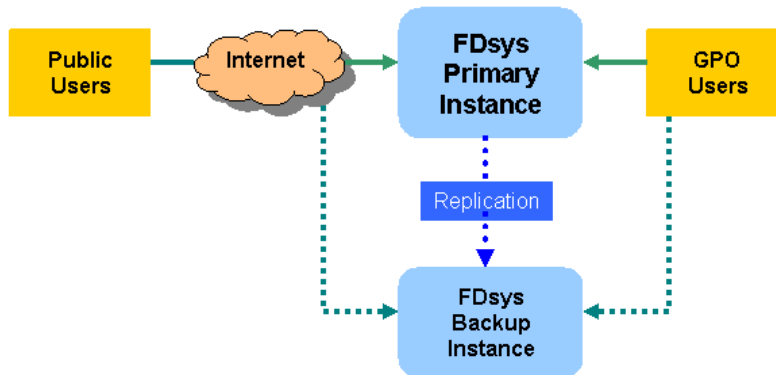


Figure 4.4-1 Deployment View

To enable the backup site fully operational, the content data and operational states must be replicated from the primary instance to backup instance.

4.5 System Component Model

The system component model concerns the high-level software components that implement and support the application architecture described in section 4.1. Following the content lifecycle, the system can be logically divided into four major components: submission, ingest, access and system infrastructure. Each component will be consisting of the combination of primarily COTS applications plus integration customizations when applicable. The components communicate with each other mostly by predefined system events or the API-based application interfaces that are supported by vendors of the selected COTS products.

Fundamental to all the components is the data model, which controls how data flow through the system, as well as the management information that impacts how the system behaves.

Figure 4.5-1 shows the high-level software component diagram for the system. Notice that only the main applications and functionalities are listed for each component, the more detailed lists are described below for each of the components. Also for the infrastructure component, only the software part is depicted in the diagram.

4.5.1 Submission Component

This component is responsible for handling content submission to the system by implementing a number of submission scenarios. The scenarios in R1C2 include GPO Access migration and day-forward content submission from the GPO Plant Operations.

The primary COTS applications in the submission component include:

- BPM-based Documentum workflow for the submission workflows
- WebTop-based user interface for content submission
- Built-in Documentum LDAP integration for authentication and authorization
- Documentum scheduled job to support the folder-based submission

The required integration customizations for this component include:

- Workflow activity implementations for the submission workflows
- Submission user interfaces to be deployed to the WebTop framework
- Submission monitor tool for the Documentum scheduled job for the folder-based submission
- Content source module to probe and gather package structure information for subsequent ingest
- Migration Toolset – to facilitate migration of GPO Access data to FDsys

4.5.2 Ingest Component

Following the OAIS model, this component accepts the SIPs from content producers, and performs content processing, managing the package lifecycle from the SIP to the AIP and ACP. After the submission component completes its tasks, the ingest takes over the system process flow. The submission and ingest components are communicated through the system events for the workflows.

The main COTS applications in the ingest component are:

- BPM-based Documentum workflow for the processing workflow and associated processes
- WebTop-based user interface for manual actions in the FDsys workflows
- Built-in Documentum LDAP integration for authentication and authorization

The main FDsys integration customizations in this component include:

- Implementations for the processing workflow
- Content parsing – to extract metadata and granules from the content files

- Package management for creating AIP for the archival storage during Ingest
- Archival process to create preservation rendition during Ingest
- User interfaces for the WebTop to support the configured manual actions in the workflow
- Schema registry for supported metadata standards
- XSLT-based XML file transformations
- ILS integration

4.5.3 Access Component

This component makes the FDsys content publicly accessible online, and is the replacement for the current GPO Access. The content and metadata are published to the access component after the ingest component completes its tasks. The interface between the two components is by the FDsys integration customization that is based on the supported APIs from Documentum and FAST - the two primary COTS vendors selected by FDsys.

The primary COTS applications for the access component include:

- FAST search engine for full text and structured XML metadata search
- FAST APIs for content indexing and query
- Documentum APIs for content publishing and status synchronization

The main FDsys customizations for this component include:

- Content publishing tool – to publish content from Documentum and synchronize the publish status
- Search schema and metadata normalization for the schema
- Full-fledged web application for public search based on the FAST APIs
- Content delivery upon user request
- Necessary web content management capability to support editable areas on selected web pages
- 508-Compliance
- User help

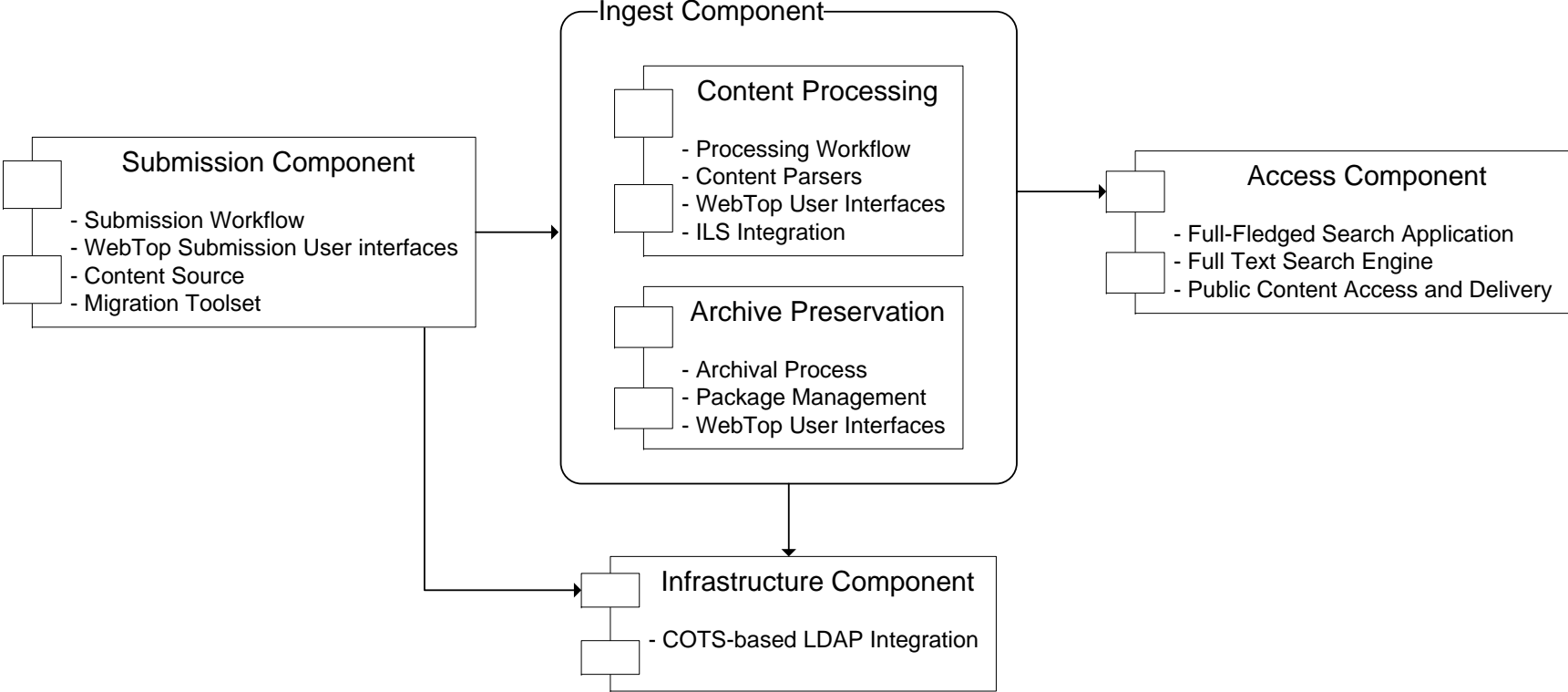


Figure 4.5-1 High-Level Software Components

4.5.4 Infrastructure Component

In addition to hardware, sizing and performance, and application allocation to servers, this component is also responsible for the security infrastructure for FDsys. FDsys adopts the role-based approach to enforce the application level security control, and the roles are stored and managed in the LDAP-compliant directory server as part of the GPO enterprise security infrastructure.

It is worth pointing out that while FDsys will leverage the Documentum built-in LDAP integration capability for user authentication and authorization, the user information and the roles are not stored nor managed by Documentum.

The security-related COTS applications for this component include:

- LDAP-compliant directory servers – the existing Microsoft Active Directory for the current users on the GPO intranet, and Oracle Internet Directory for FDsys roles and content groups
- Documentum built-in LDAP integration for user authentication and authorization

No FDsys customization is required for the security enforcement in this component, except a custom LDAP schema may be needed to accommodate the needed LDAP attributes for FDsys. The Documentum LDAP integration to the directory servers is accomplished by configuration.

4.5.5 Data Model

The data or content managed by FDsys is the federal government publications. The data model for FDsys primarily concerns another set of data – metadata that describe the managed content in the system. The FDsys data model also contains attributes that help enable the efficient management of the content, control system behavior such as role-based application security, and manage the business information for transactional process for post R1C2 release.

The impacts of the data model can be found at every stage of the content lifecycle in FDsys, and the data model is thus the foundation for all high-level system components. For submission component, the data model indicates what metadata elements about the content need to be collected, by parsing the content or through the user input, to enable the successful downstream content processing. The data model has direct impact on how the content exist in the system – the FDsys package structure specification as an implementation of the OAIS information package model. The attributes in the data model may be further normalized to facilitate the structured and efficient search capability provided by the selected COTS search engine (FAST) for the access component. The security portion of the data model will enable the role-based application security control by Documentum through configuration without the need for customization development.

5. Content Packaging

The content packaging is the most fundamental functionality in FDsys to implement the OAIS information package concept. The design of the packaging must be therefore able to fully support the critical missions of FDsys: content authentication, versioning, preservation and permanent access. Following the OAIS reference model, content flows into, managed in and delivered to consumers by FDsys in the form of information packages. The content package therefore provides the most essential foundation upon which the content and metadata evolve through their lifecycle within FDsys. The utilization of the package for managing the content and metadata also distinguishes FDsys from the standard content management systems that usually have little focus on long-term preservation of the content.

5.1 Conceptual Package Model

Although the term of package has been used throughout the document up to this point, it is now formally defined from the data model point of view for the FDsys content.

All content exist in FDsys in the form of a package, which is at the top of the hierarchy of identifiable unit for the FDsys content. A package consists of three elements: content files, metadata about the contents, and a special packaging scheme. The elements are also referred to as digital objects when both the content and metadata files are implied. Figure 5.1-1 shows the conceptual package model for the FDsys content.

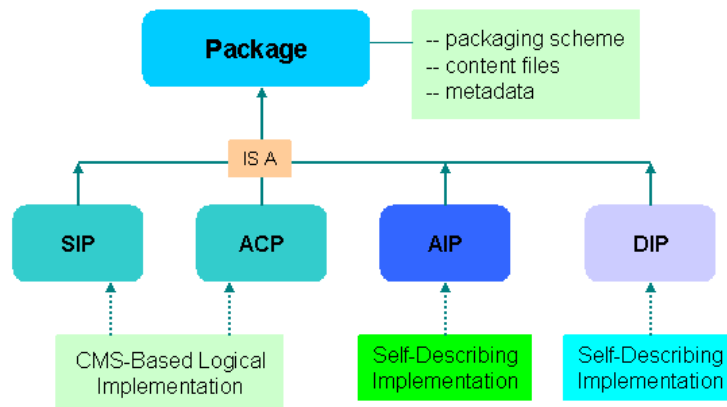


Figure 5.1-1 FDsys Conceptual Package Model

The content files in a package are further categorized into renditions. A rendition is a complete representation of the full publication with a primary file format. For example, a package containing a congressional bill may have two sets (i.e. renditions) of content files, one set in text format and another in PDF format, while both sets have complete content for the bill. A rendition is not entirely defined by the file format of the content files, since a complete representation of a publication may often require files in multiple formats. Examples include HTML rendition (in text) with image files (in jpeg).

As shown in Figure 5.1-1, there are four instances of the package: SIP, ACP, AIP and DIP. They all have the three elements to be qualified as a package, but individual instances of the package may differ by having content files or metadata specific to the relevant package. For example, ACP may have access-oriented renditions that are not in other types of the packages. The content files in a package can be of any types, ranging from plain text file to files in popular formats like PDF and to completely opaque binary data file.

In addition to the package itself that is uniquely identifiable, the digital objects in the package can be uniquely identified as well. The packages or the digital objects within a package can reference each other within FDsys through the unique identifiers. It is worth pointing out that even individual digital objects in a package are identifiable, they are never managed by the underlying CMS independently of its parent package – a distinct difference between FDsys that follows the OAIS reference model and a standard CMS implementation.

5.2 Package Implementation Approaches

As each type of packages serves different purposes, the implementations of the packages vary from one type to another in FDsys. The following sections address how the OAIS information packages are implemented in FDsys.

5.2.1 SIP

The SIP is defined by the OAIS model as follows. The SIP is that package that sent to an OAIS by a Producer. Its form and detailed content are typically negotiated between the Producer and the OAIS. The SIPs are transferred to AIPs by the Ingest functional entity. The OAIS model allows one-to-one, one-to-many, many-to-one, and one-to-none relationships between SIP and AIP to meet various archival needs. FDsys implements the one-to-one relationship between the SIP and AIP. A SIP in FDsys is transferred to one and only one AIP in FDsys by the ingest component.

The content submission to FDsys in R1C2 is exclusively from the GPO Plant Operations. A SIP begins its lifecycle in FDsys when a set of files is received from the Plant Operations. FDsys also facilitates a single or multiple transfer sessions to complete a SIP. Upon submission of a completed SIP, the SIP is ingested to the system and transferred to AIP and ACP in FDsys.

For post R1C2 release, if the agency submission is performed through FDsys user interfaces, such as a browser based web user interface, the current approach for the SIP implementation still applies because the SIP will be created by FDsys on behalf of the content originator. A complete SIP in an agreed-upon package form could be created by agencies for submission to FDsys if desirable in the future. In that case, a technical SIP specification needs to be developed for post R1C2 release.

The SIP is a transitory package, and its lifecycle ends when it is ingested into the system. The design goal for the SIP is thus to maximize the use of CMS capabilities while still logically conform to the conceptual package model. Figure 5.2-1 shows the package structure for the SIP as implemented for content submission from the Plant Operations in R1C2.

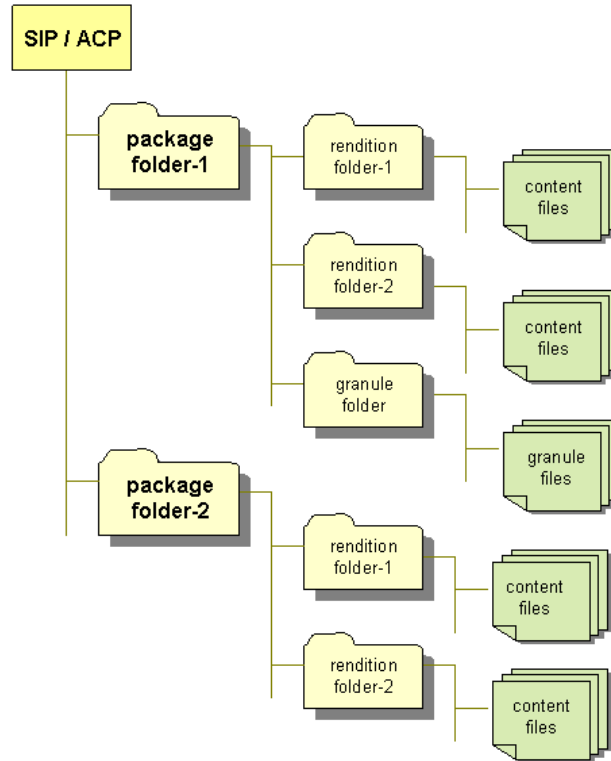


Figure 5.2-1 Package Structure for SIP and ACP

5.2.2 ACP

The ACP is a GPO extension to the OAIS model to facilitate daily content management for the packages and public access to the content. The ACP also provides another layer of protection for the AIP by eliminating the otherwise frequent access to and operations on the AIP, and enabling an installation of a much stronger security control that is completely separate from other operational packages in terms of both user access and content storage.

The implementation for the ACP will take the similar approach for the SIP, maximizing use of CMS capabilities for the content management while conforming logically to the conceptual package model. Figure 5.2-1 applies to ACP implementation as well.

5.2.3 AIP

In the OAIS model, the AIP is defined to provide a concise way of referring to a set of information that has, in principle, all the qualities needed for permanent, or indefinite, Long Term Preservation of a designated information object. The AIP itself is an information object that is a container of other information objects.

To fully meet the FDsys metadata and preservation requirements, the design goals for the archival content packaging are as follows.

- The archival package (AIP) must be fully self-describing to support the long-term preservation mission. The self-describing nature ensures that the package is independently understandable to the designated community, which is one of the mandatory responsibilities for OAIS-compliant archive. Technically the package can be reconstructed through the enclosed self-description by tools that were not used to create and manage the package. Therefore the package will have little dependence on how and where it is preserved. It will also be portable from one archive to another when necessary without requiring that the two archives be hosted in the same technology environment.
- The implementation of the archival package must be independent of the underlying technology that supports the package design. As stated in the concept of operations, the archival packages will outlive the lifecycle of the underlying technologies that host and support preservation processes on the packages. The packages must be able to adapt to technology evolutions with minimal maintenance effort. To achieve this design goal is thus critical to the success of the FDsys implementation.

These design goals challenge, and in fact effectively exclude, the utilization of commercial CMS products as the FDsys archival repository without customization. Every commercial CMS product has its own proprietary approach to associate metadata with the managed content, and thus none of the commercial CMS products would accomplish the design goals in terms of maintaining the self-describing nature of the archival packages, and independence on the underlying supporting technologies.

To achieve the self-describing design goal for the archival package, an XML based packaging scheme is used in FDsys to implement the AIP. With the flexibility and extensibility of XML, the AIP will be portable and be able to survive technology evolutions over time. The METS (Metadata Encoding and Transmission Standard) and its supported extension schemas are explicitly specified in the FDsys requirements for the FDsys implementation of the OAIS reference model. Figure 5.2-2 shows the package structure for the AIP.

In contrast to the SIP and ACP package structure, the package for the AIP contains a set of XML files that make the AIP self-describing and understandable by designated community as specified in the OAIS model. The three XML files are for descriptive metadata for the content files in the package (mods.xml), provenance information about the package (premis.xml), and the packaging XML file (aip.xml) that conforms to the METS schema. Both MODS and PREMIS schemas are supported extensions schemas by METS.

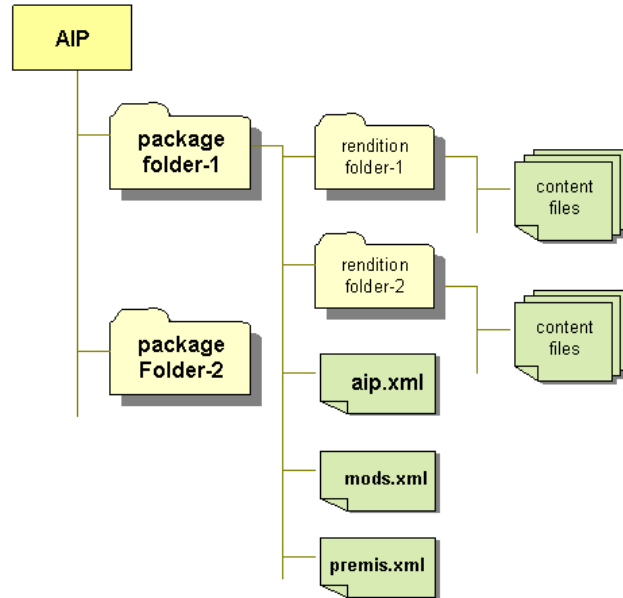


Figure 5.2-2 Package Structure for AIP

The METS file (aip.xml) describes every digital object that belongs to the archival package. In addition, the associations between the metadata files and the content files are also maintained in the METS file.

5.2.4 DIP

Of the four instances of the package, the elements in the DIP vary depending on the request of the user or application that receives the DIP. It could contain just content file(s), or metadata file(s), or both. When both content and metadata files are present, the packaging file will be included as well to describe the association between the metadata and content within the package.

5.3 Package Lifecycle

A package in FDsys begins its lifecycle with the SIP. In FDsys, one SIP maps to one and only one AIP as mentioned before. So the information that is mandatory for preservation must be available or derivable from the SIP before the AIP is created from it. Three scenarios need to be considered for FDsys to collect the required information for a complete SIP.

In the first scenario, the content originators or service providers interact with FDsys through the FDsys user interface to submit content and associated information for a SIP. In this case, the SIP is created and managed by FDsys from the very beginning, and FDsys will store the user inputs, i.e. uploaded content and metadata information, in the form of logical package structure as described earlier. The submission process of FDsys is responsible to accept and process the user inputs in multiple sessions and maintain the user inputs in the form of the SIP, until the user is ready to submit the SIP to FDsys for ingest. When a user uploads the first content file, a SIP is created with the uploaded file as its content. The user can work on the SIP in separate login sessions to upload more or update (i.e. modify or delete) existing renditions and metadata information in the same SIP.

The SIP remains editable until the user submits it, when the SIP validation occurs. This scenario will be implemented in R1C2 for the congressional submission workflow.

The second scenario is a case that involves no user interaction with FDsys to ingest a bulk of content. Since no user input is involved, the information required for a SIP and thus the corresponding AIP must be completely prepared or collected programmatically. The automated bulk input effectively takes over the responsibility of the submission process as in the first scenario with user interactions. It may thus directly communicate with FDsys as if a SIP is ready for ingest. Bypassing the SIP maintenance process could result in significant system performance improvement.

The last scenario is for submission of a complete SIP that is created outside FDsys in the agreed-upon form between GPO and the submission parties. GPO will need to publish a technical SIP specification and any conforming SIPs created at the agency systems or other applications within GPO should be acceptable by FDsys. Upon receiving the submission of a complete SIP, FDsys will validate and parse the SIP for ingest. This scenario is planned for post R1C2 release. Figure 5.3-1 shows the lifecycle of the FDsys information packages.

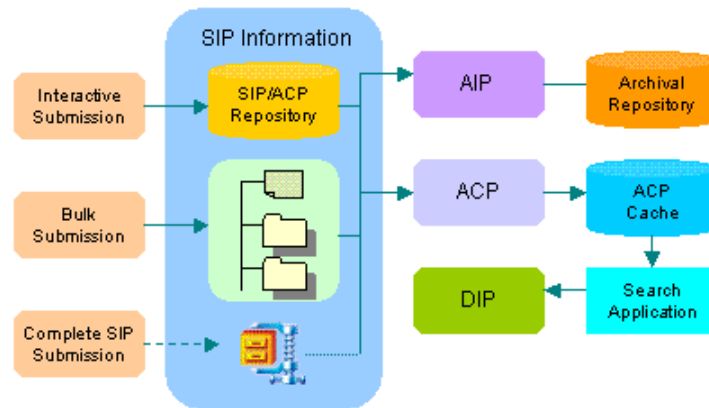


Figure 5.3-1 Information Package Lifecycle

Upon receiving a SIP submission, through one of the three scenarios described above, FDsys validates and transforms the SIP into the ACP, and AIP if it is in scope, respectively by the ingest component. The publicly accessible content is published to the ACP cache storage for public access. A DIP is created from the ACP cache upon request by public users for the content dissemination. The SIP and DIP are transitory packages; SIP lifecycle ends when it is transformed to the AIP and ACP. DIP is a temporary package created solely for content delivery, and FDsys does not retain DIP in storage after delivery. The AIP and ACP are the long-term packages, and will be updated as necessary and maintained in the system to support permanent access to the content.

Though not shown in Figure 5.1.2-1, a DIP can also be created from the ACP for authorized users. To transfer AIP from one archive to another, a DIP can be created from the AIP, in which case the DIP will be the exact copy of the original AIP.

6. Data Model

As a content management and preservation system, the primary data managed in FDsys are the federal government publications. The data model addresses another set of data elements that affect how the publications are managed in the system. In addition to the metadata for the publication content, the data model also concerns with functional attributes that dictate the system behavior such as application security control.

The data model consists of logical and physical models. The logical data model focuses on the data entity definitions and relationships between the entities. How the entities are implemented (i.e. where they are stored and how they are managed) is determined by the corresponding physical data model that is described in the second part of this section.

6.1 Logical Data Model

The logical data model for R1C2 concerns the metadata elements that describe the content managed in FDsys, the attributes for content-related information to enable efficient accessibility, the functional roles and content groups that enforce the application security control for FDsys, and the data elements that need to be collected to support the business reports. The data model will be extended to include the business process information, such as content ordering information to support transactional operations, in post R1C2 release.

The logical data model thus has three separate parts for R1C2: content, security and report models. The content data model describes the metadata and access-oriented attributes for the content packages managed in FDsys. The security model defines the functional roles and content groups to enforce the application security for FDsys. The report model defines the data elements that need to be collected to support the related business reports.

6.1.1 Content Data Model

Following the packaging implementation strategy discussed earlier, a complete FDsys package is modeled by three entities with hierarchical relationships: a package, renditions that belong to the package, and granules that belongs to a rendition. Figure 6.1-1 shows a presentation of the ERD (Entity Relationship Diagram) for the content logical data model. The attributes that can have multiple values are marked with the (+) symbol, and the mandatory descriptive metadata with the (*) symbol.

The package entity includes a list of descriptive metadata and a set of attributes to manage the system behavior. It is at the top of the hierarchy with attributes applying to all sub-entities within the package. For example, the package level title should apply to all content files within the package. The rendition entity is to model the various content renditions for the package. For instance, a package may have a list of PDF files as one rendition and a set of text files as another rendition, both containing the same content of the publication but in different formats. In addition to all attributes inherited from its parent package, the rendition entity has its own rendition-specific attributes. The content files within a rendition are modeled by the digital object entity with attributes like file size, and hash value for the content file. A rendition may have granules, which inherit all attributes from the parent rendition and grandparent package. In addition to the file format for the

granule files, the granule entity is associated with the granule object entity for the granule files themselves. The granule object captures attributes applying only to the granule content files. For publications that do not have granules, only the top two hierarchies (i.e. package and rendition) apply.

As can be seen from the ERD, the descriptive metadata are all at the package level, while attributes at the rendition and granule levels are mostly for enabling well-structured and efficient accessibility for the content. The attribute inheritance is particularly crucial to facilitating the powerful search capability of the selected COTS (i.e. FAST) search engine for the access subsystem.

In addition to the common attributes included at the top level, the package entity is also associated with a list of publication-specific attributes. Figure 6.1-1 shows an example for the congressional bills. This set of attributes is also access-oriented, and helps enhance the accessibility for the publications. The publication specific attributes may apply to the granule object as well for a subset of publications.

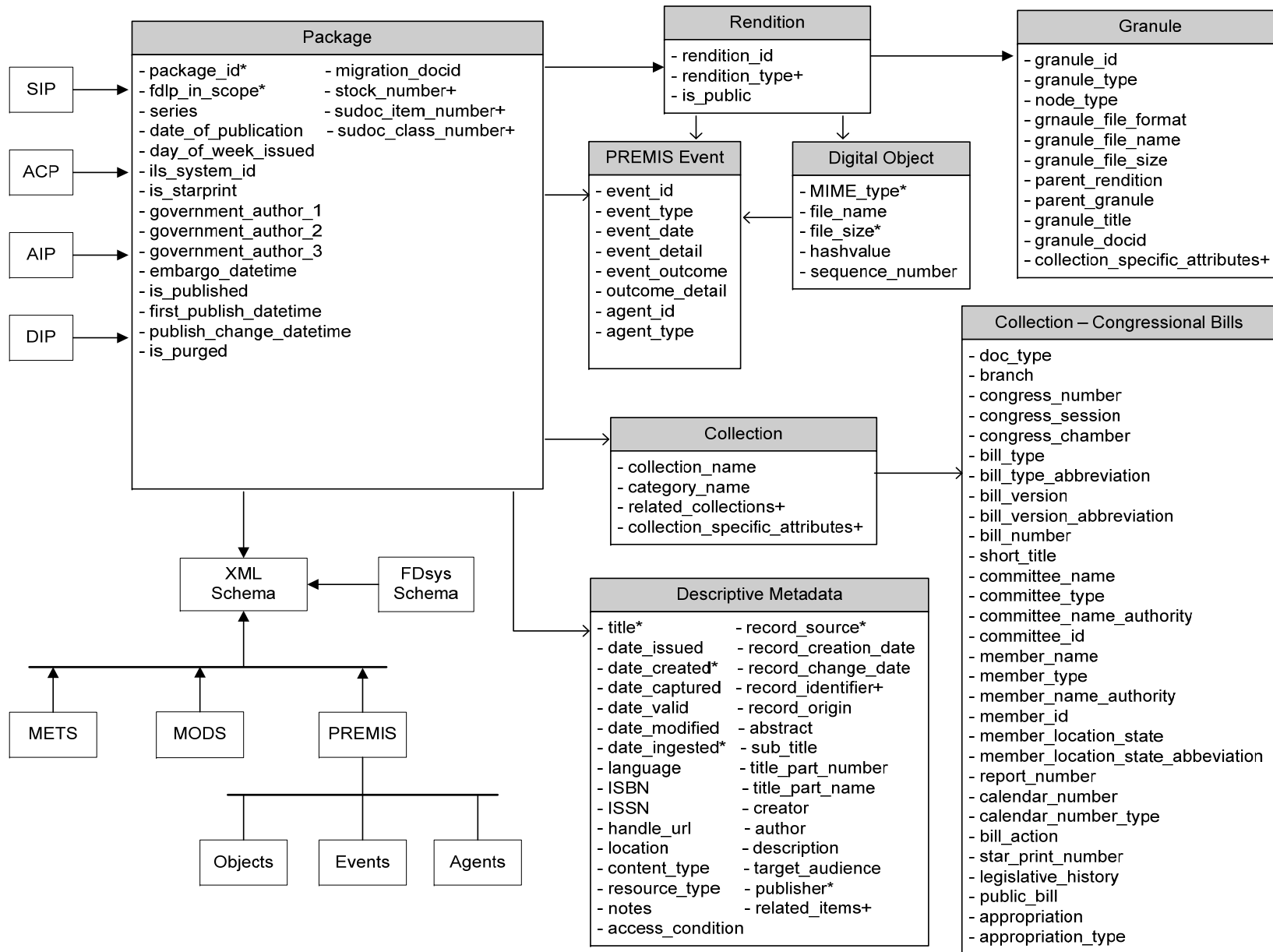


Figure 6.1-1 Content Logical Data Model

Another set of the attributes at the package level is the system attributes to manage the package. For example, the `last_publish_datetime` is used by the system to synchronize the packages between the content management and access subsystems. The purpose and usage of this group of system attributes will be addressed in individual software components where the attributes are utilized. Such system attributes in the diagram include:

```
is_published
first_publish_datetime
publish_change_datetime
is_purged
```

Four types of FDsys packages (i.e. SIP, AIP, DIP and ACP) have similar logical characteristics in attributes as shown in Figure 6.1-1, but will be different in physical implementations. A set of metadata schemas for the supported metadata standards is shown in the logical model to indicate the association between the schemas and entity definitions for the content data model – a subset of the attribute values will be populated to the XML schemas to implement the AIP. The XML schema box on the diagram is to indicate a generic XML schema type. The custom schema (FDsys schema) is to accept the parsed metadata from the content parsers, and carry the descriptive metadata, selected provenance information and access-oriented attributes to the access subsystem to support the public access and delivery of the content.

Notice that as the schemas of the supported metadata standards are part of the logical model, the attributes in the ERD are thus limited to a subset of the elements of the schemas whose values must be captured during content submission and ingest processes. In addition, some attribute values apply to multiple metadata standards, because of the elements overlapping between those standards (e.g. MODS and PREMIS have a set of overlapping elements). As far as the metadata standards are concerned, the objective of the model is to capture the data that are required to populate the standards schemas.

6.1.2 Security Data Model

As discussed earlier, FDsys will follow the industry best practices to enforce the role-based application security control. The roles are associated with functionalities performed by the authorized users. For example, a content originator role allows users to upload content to FDsys and to update the content before final submission to FDsys. But the same role may not grant the user privileges to perform operations such as updating ACP, which requires the role of service specialist. The content groups in FDsys can be defined in a way that best meets the business needs. Each package in FDsys must at least belong to one content group; otherwise no user would be able to have access to it. A user can operate only on content that belong to the groups assigned to the user.

The security data model is to define the data entities for the FDsys roles and groups. Figure 6.1-2 is a presentation of the ERD for the security data model. Notice that the User, Organization and Address entities refer to the existing attributes in the GPO Active Directory (AD) server, and only a subset of the User attributes (such as user id, and status of authentication from the AD) will be utilized for authentication purpose for R1C2. Therefore the attribute list may be incomplete but it suffices to serve the presentation purpose of the current logical model.

The authorization of the security model is through the FDsys roles, groups and their assignment to users. The logical model for the application security control is straightforward, consisting of two separate entity definitions, one for the FDsys roles, and another for FDsys groups. FDsys users are assigned with the roles and groups by being on the list of the user role assignment entities. A user can be assigned with multiple FDsys roles and multiple FDsys groups. The effective roles for the relevant group will be the union of all roles the users are assigned to. A user will be assigned with a default FDsys group. Upon successful login onto the system, a user with multiple roles will be able to perform functions to content that belong to the groups that the user is assigned with. In other words, all roles assigned to the user for different groups are enabled transparently by the system.

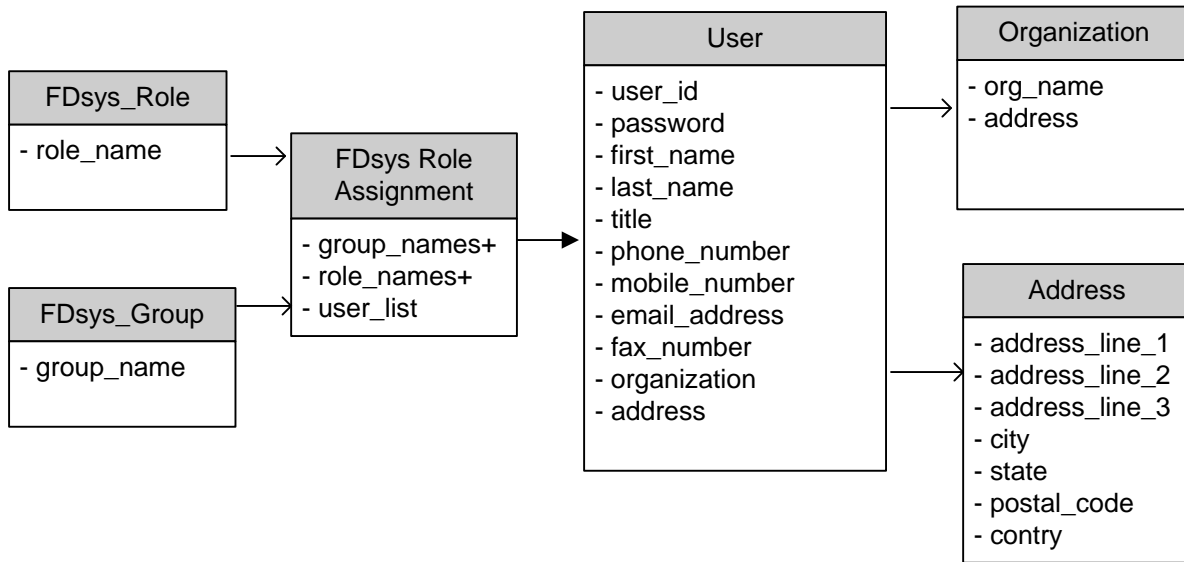


Figure 6.1-2 Security Logical Data Model

Though not explicitly addressed in the logical model, the implementation of the security model can be accomplished in such a way that the user roles are tied to groups. In other words, a user can effectively have different roles depending on the groups the use belongs to. One approach is to define the groups with access permissions attached, for example group A with delete privilege and group B with read-only privilege. A user belonging to group B with submission role will be unable to submit content to group A, which requires delete privilege that the user does not have. The physical implementation of the logical model describes in detailed how the dependence of the roles on groups is handled.

6.1.3 Report Data Model

GPO currently produces a number of content related business reports, such as the number of titles of the selected federal government publications that are made available online, and numerous web access statistics for the content. It is often the case that a current report requires data from various sources from different business units within GPO. Analysis of the current reports indicated that while FDsys will be able to provide partially the required data for a subset of the reports, FDsys would not have complete dataset for any of the current reports. As such, FDsys will collect the

available data that are part of the existing reports, and deliver the data to the respective report authors who would combine the data from FDsys and other sources to create the complete reports.

The report data model thus defines the report entities for the data attributes to be collected and delivered to the business users by FDsys. Figure 6.1-3 shows a presentation of the ERD for the report logical data model.

At a high level, the reports are divided into two categories. One category is for the web statistics for online access of the content. The reports generated from the WebTrends will continuously meet this type of reporting needs. Another category is the data that are available from FDsys during content submission and processing phases. These data need to be collected and delivered to support some of the existing reports.

The report logical model shown in Figure 6.1-3 defines two report types; one is for the metrics of acquired titles of the collections on the monthly and annual basis. Another is for the online availability report for the congressional bills and other collections. This report type is further categorized into sub-reports based on organization (House or Senate) and reporting frequency (daily and weekly). In Figure 6.1-3, a child report type will inherit all data attributes of its parent type.

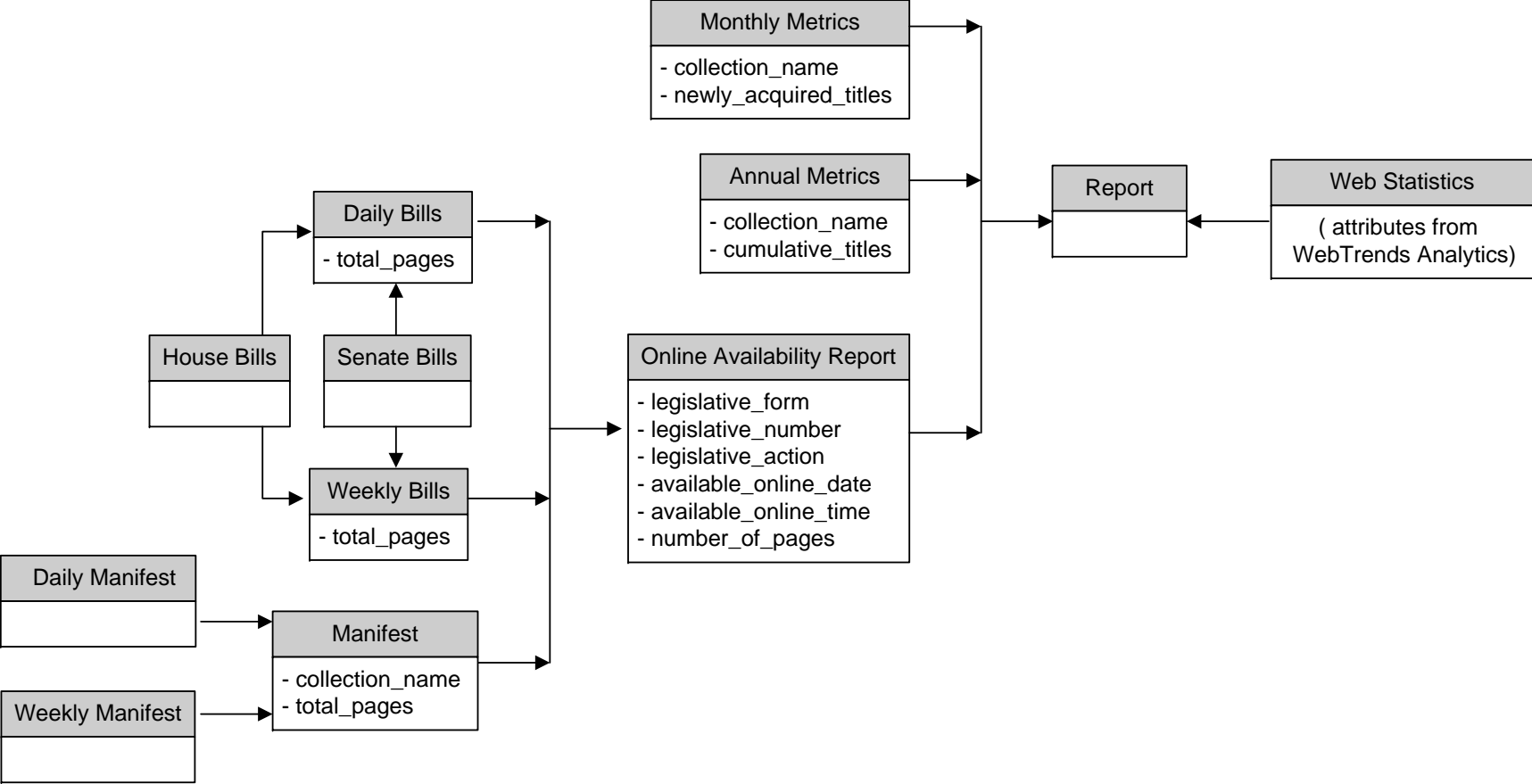


Figure 6.1-3 Report Logical Data Model

6.2 Physical Data Model

This section describes how the logical data models are implemented, in terms of the storage and management approach.

6.2.1 Content Data Model Implementation

The physical content data model implementation varies depending on the types of FDsys packages, as described in section 5.2. In addition to the implementations for the FDsys packages, a separate implementation is developed to specifically support the access subsystem. The physical implementations for the packages are accomplished in two ways: through customized Documentum object models for the SIP and ACP and by the XML files conforming to the schemas of the metadata standards for the AIP. No custom database tables are necessary for the physical implementation of the content logical data model.

SIP and ACP Implementation

As discussed earlier, the native content management capabilities of Documentum will be fully leveraged for the SIP and ACP implementations at the content management subsystem. The physical data model implementation for the SIP and ACP will therefore be to store all attributes in Documentum in the form of the custom Documentum object models. The attributes are thus managed automatically by the Documentum metadata management. The Documentum object models are created in such a way that they implement the logical structure of the package specification.

For detailed Documentum objects models for the SIP and ACP, refer to the Repository Design document.

AIP Implementation

To implement the completely self-describing AIP for the archival repository, a subset of the attributes from the content logical data model are mapped and populated to the elements of the supported metadata standards, and the resulting metadata files in XML are stored as part of the AIP conforming to the package specification. Specifically, the descriptive metadata are stored in MODS, and provenance metadata in PREMIS, and technical metadata to NISO technical metadata schema.

For AIP, descriptive metadata are also stored in Documentum for content management purpose – package identification and retrieval for example. But the metadata in the XML files are considered authoritative, and metadata in Documentum are considered cached values instead. The custom Documentum objects for the API and the packaging application that ensures the self-describing characteristics of the AIP are addressed in detail in the Repository Design document.

DIP Implementation

The DIP implementation depends on the request of the content delivery. It can be simply a list of content files, if no metadata delivery is requested. Upon request, the metadata will be delivered in

XML forms. This is accomplished by mapping and populating the relevant attributes from the logical data model to the metadata standards schemas, and deliver the resulting XML files as part of the DIP.

FDsys Schema

The FDsys schema in the logical model represents the custom schema defined by FDsys to accept metadata extracted by the content parsers. It also defines elements for the publication granule information. As the most metadata in R1C2 is extracted by the content parsers, the data values in this schema thus become the primary source for all subsequent physical data model implementations – from the CMS object models to FDsys packages and to the search application (see below). In addition to the content parsers, the data source for this schema includes system generated values during ingest process, and also values entered manually depending on the publication types.

As indicated in the logical model, the FDsys schema will cover the data attributes that are common to all publication types as well as publication-specific ones. For the SIP and ACP implementation, the values from the FDsys schema will be populated to the Documentum object models, while the XML file in the FDsys schema will be stored to the SIP and ACP as the metadata file for the packages.

The FDsys XML file is a completely internal working mechanism to facilitate communications between FDsys applications, from the content repository to the search engine. It is populated, updated, and consumed at various stages in the content lifecycle within FDsys. The Data Management document for each collection or publication type will have mappings to the metadata elements defined in the FDsys schema.

6.2.2 Security Data Model Implementation – LDAP integration

As discussed in the application security, the LDAP-compliant directory server will be used to store the roles and groups information for FDsys to enforce the access control over the content as well as functions performed by authorized users. The Documentum repository will be configured to integrate with the LDAP directory servers using the Documentum built-in support for the LDAP integration.

The FDsys roles and groups, as well as the details of the LDAP integration are addressed in the Repository Design document.

6.2.3 Report Data Model Implementation

The report data are collected in two ways: through the web analytics tool (WebTrends) and custom FDsys applications. Since WebTrends provides tools to configure and create the custom reports, the implementation will focus on the report data collected by FDsys applications.

The relevant reporting data need to be collected at different stages of the content lifecycle within FDsys. For example, the acquired titles in the logical model (i.e. publications in the form of the packages) are available during ingest stage, while the number of publications that actually become available online will not be collectable until all content processing completes and the package is

published to the access subsystems. Details of the physical implementation of the report data model are also addressed in the Repository Design document.

7. OAIS Functional Model Implementation

In addition to various common services that are generally available from the modern IT environment (e.g. security infrastructure, storage allocation and directory services), the OAIS model specifies a set of functional entities for a compliant archive system. Figure 7-1 shows the functional entities from the OAIS model.

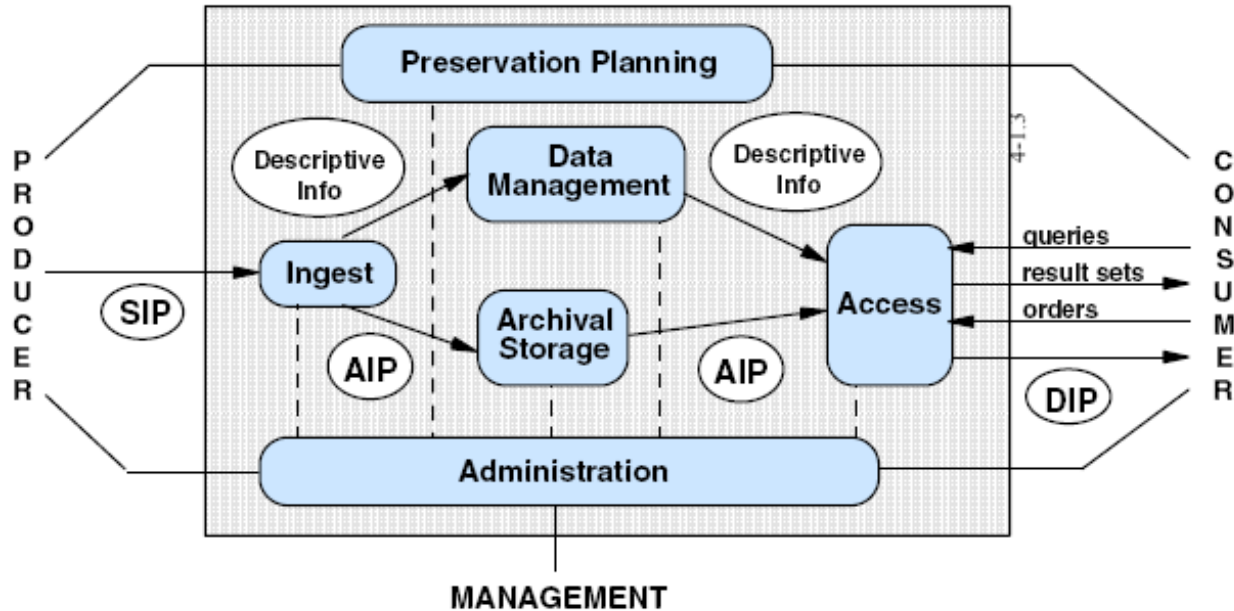


Figure 7-1 OAIS Functional Entities

The roles provided by the functional entities are as follows.

- Ingest – to provide the services and functions to accept SIPs from Producers and prepare the contents for storage and management within the archive.
- Archival Storage – to provide the services and functions for the storage, maintenance and retrieval of AIPs.
- Data Management – to provide the services and functions for populating, maintaining, and accessing both descriptive information that identifies and documents archive holdings and administrative data used to manage the archive.
- Administration – to provide the services and functions for the overall operation of the archive system.
- Preservation Planning – to provide the services and functions for monitoring the environment of the OAIS and providing recommendations to ensure that information stored

in the OAIS remains accessible to the designated user community over the long term, even if the original computing environment becomes obsolete.

- Access – to provide the services and functions that support consumers in determining the existence, description, location and availability of information stored in the OAIS, and allowing consumers to request and receive the information products.

Many of the functional elements are available from COTS CMS products, though often with different terminologies. This section attempts a mapping of the FDsys content management and archival functions to the OAIS functional model.

As can be seen from Figure 5.3-1, the OAIS functional model begins after the acceptance of the SIP by the system, the SIP submission in FDsys is thus covered first in the section below.

7.1 Content Submission

The R1C2 release supports three content submission scenarios: interactive and folder-based approaches for the day-forward submission, and bulk submission for GPO Access data migration.

The submission process in FDsys is responsible for accepting uploaded content files and optional user input for metadata information if applicable. It also invokes FDsys custom application tool – the content source module to arrange the content files into the rendition folders which conform to the package structure described earlier. The content source module performs its task of arranging the files into the renditions by following the pre-defined packaging rules for the relevant types of publications. While the content source module tries its best based on the rules, user manual intervention is supported to correct or override the outcome of the content source module in case of exceptions that were not covered by the rules. The details of the content source module are described in the Custom Application (SDD Vol. VI) design document.

For R1C2, FDsys supports multi-session user interaction with the system to upload, verify, modify and finally complete the SIP within a work-in-progress (WIP) area before submission. Note that the WIP is not a package. The WIP is an FDsys implementation to assist the authorized users to prepare the SIP for submission, and should not be confused with the SIP itself. The formal SIP in FDsys is defined as the package that is submitted by the authorized user for ingest. In the actual implementation for R1C2, the system creates an incomplete SIP object upon receiving the uploaded files from the user, who continues to prepare the (incomplete) SIP until ready for submission. So the “Create SIP” action in the illustrative diagrams in this subsection refers to the initial object creation for the incomplete SIP, which will be hosted in the WIP area until submission.

Note that all submission scenarios end with the start of the Ingest process. The validation of the SIP is performed as the first step of the Ingest functions. The validation at this stage is to ensure:

- The required digital objects are available in the package according to the packaging rules.
- The metadata that need to be collected during submission have valid values.
- The SIP is not a duplicate of any package in the system.

7.1.1 Interactive Submission

This is an internal FDsys process interacting with browser-based user interfaces to support the interactive submission. The main objective of the process is to accept user uploaded content files and metadata information. Figure 7.1-1 shows the interactive submission process.

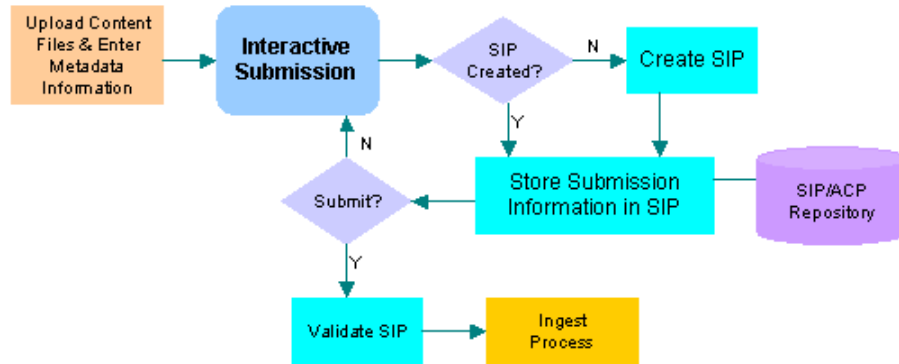


Figure 7.1-1 Interactive Submission

When a first content file or piece of metadata information is received, the submission process creates a CMS object to represent the SIP in the repository. Starting from its creation, the SIP stays in a constantly evolving state as the user continues to provide the submission information. The submission process ends when the user submits the SIP for ingest. The SIP information will no longer be available to users for update as a SIP after the submission.

The SIP is validated before the ingest process. If the validation fails, the user will be notified and the persistence for the SIP remains available in the WIP area for the user to perform correction and resubmission.

For R1C2, the interactive submission workflow uses this submission process to accept submission from the GPO Plant Operations. The submission workflow is addressed in the Repository Design document.

7.1.2 Folder-Based Submission

To facilitate a smooth transition from WAIS submission to FDsys submission for the day-forward content from the GPO Plant Operations, a special folder-based submission is supported for a set of selected collections.

In the folder-based submission, a hot folder is setup for the content files to be ingested to FDsys. The folder will have a pre-defined structure for the collections with file names conforming to the pre-defined name conventions. The folder is monitored by FDsys and the files are moved to the CMS repository and stored in the package form of the SIP, as if the files were uploaded by an authorized user through the interactive submission.

When an authorized user logs in to FDsys via the same user interface for the interactive submission, SIPs (one for each package), that were pre-populated, by using the pre-defined packaging rules, with the content files that FDsys collected from the folder, will be available for manual check for misplaced or missing files, etc. The user can then submit the SIP for ingest. Figure 7.1-2 illustrates the folder-based submission.

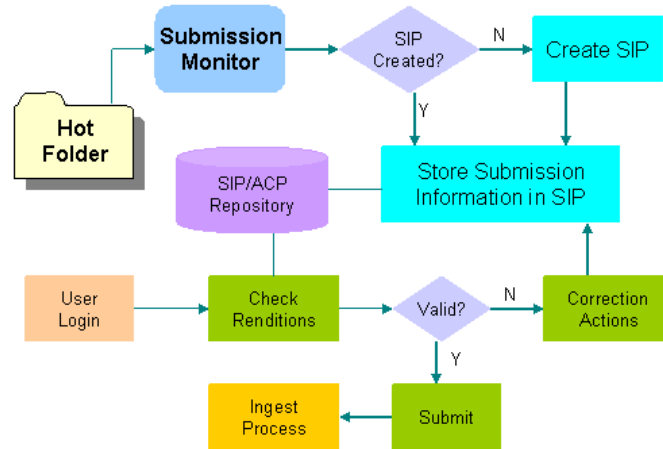


Figure 7.1-2 Folder-Based Submission

The difference between the folder-based and interactive submissions is only in how the content files are uploaded to FDsys. The main objective of the folder-based submission is to relieve user’s burden of having to manually upload significant number of files (about 100 or more) to FDsys on the daily basis.

It is recognized that the folder-based submission is associated with an impact on the system architecture. For this approach to work, the hot folder must be accessible to both the users who place the files to the folder and the FDsys content server. Therefore FDsys must be deployed local to where the hot folder is, in terms of storage network.

7.1.3 Bulk Submission

The bulk submission process has the same objective as its interactive counterpart, but it interacts with automated bulk submission tool instead of users. It receives the metadata information and content files from the tool that in turn employs the content source module to gather and provide the required content source information to the submission process. Figure 7.1-3 shows the bulk submission process.

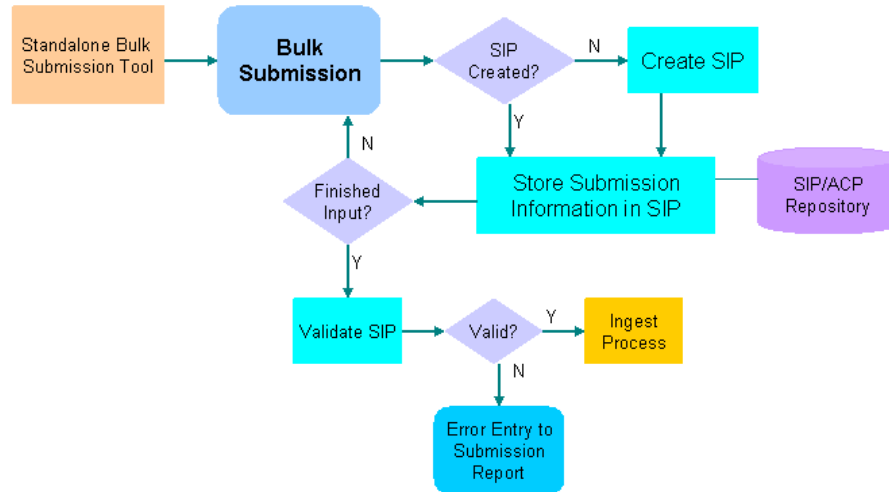


Figure 7.1-3 Bulk Submission

Like in the interactive case, the bulk submission process creates a SIP upon receiving the first input from the submission tool, and continues updating the SIP until all input information is processed and added to the SIP. Before the process flow control is passed over to the Ingest process, the SIP is validated. If the validation fails, an error entry is entered to the submission report that is created and updated constantly by the submission tool.

The bulk submission is aimed at automated submission scenarios with large volume of content files. For R1C2, the GPO Access migration process flow will be based on this design.

7.2 Ingest

The Ingest functional entity in the OAIS model starts with receiving the SIP from the Producer. In FDsys, this corresponds to submission of the SIP to the system as illustrated as Ingest process in the figures of section 7.1. Figure 7.2-1 shows the functions of the Ingest as defined in the OAIS model.

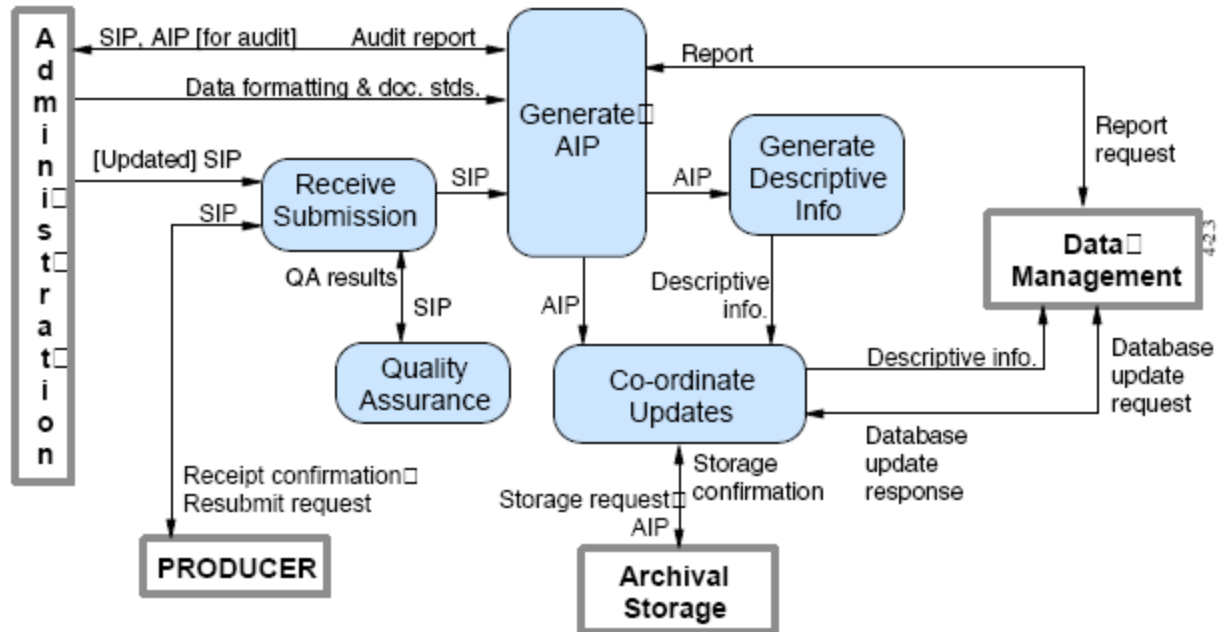


Figure 7.2-1 Functions of Ingest in OAIS

In FDsys, the **Receive Submission** function is performed by the system when the user submits the SIP, as described in section 7.1. For R1C2 submission, FDsys supports multi-session user interactions with the system to complete the SIP before submission. For this purpose, FDsys provides a work in progress (WIP) area for users to upload and validate content files. The system also validates the files in the package to ensure that they belong to the right rendition according to the pre-defined packaging rules. A globally unique (across SIP and AIP storages) identifier is assigned to all digital objects when they are received (or generated) by the system. The system performs virus check whenever a new content is uploaded. The checksum of a content file is calculated upon successful upload of the file to the system.

The first task of the FDsys ingest is to perform a (final) validation of the SIP, corresponding to the **Quality Assurance** function in the OAIS model. If found invalid according the pre-defined rules, the SIP is rejected for ingest and a notification is sent to a designated authorized user for actions, after which the SIP can be resubmitted. Otherwise the ingest process continues. Figure 7.2-2 shows the model of the FDsys Ingest process.

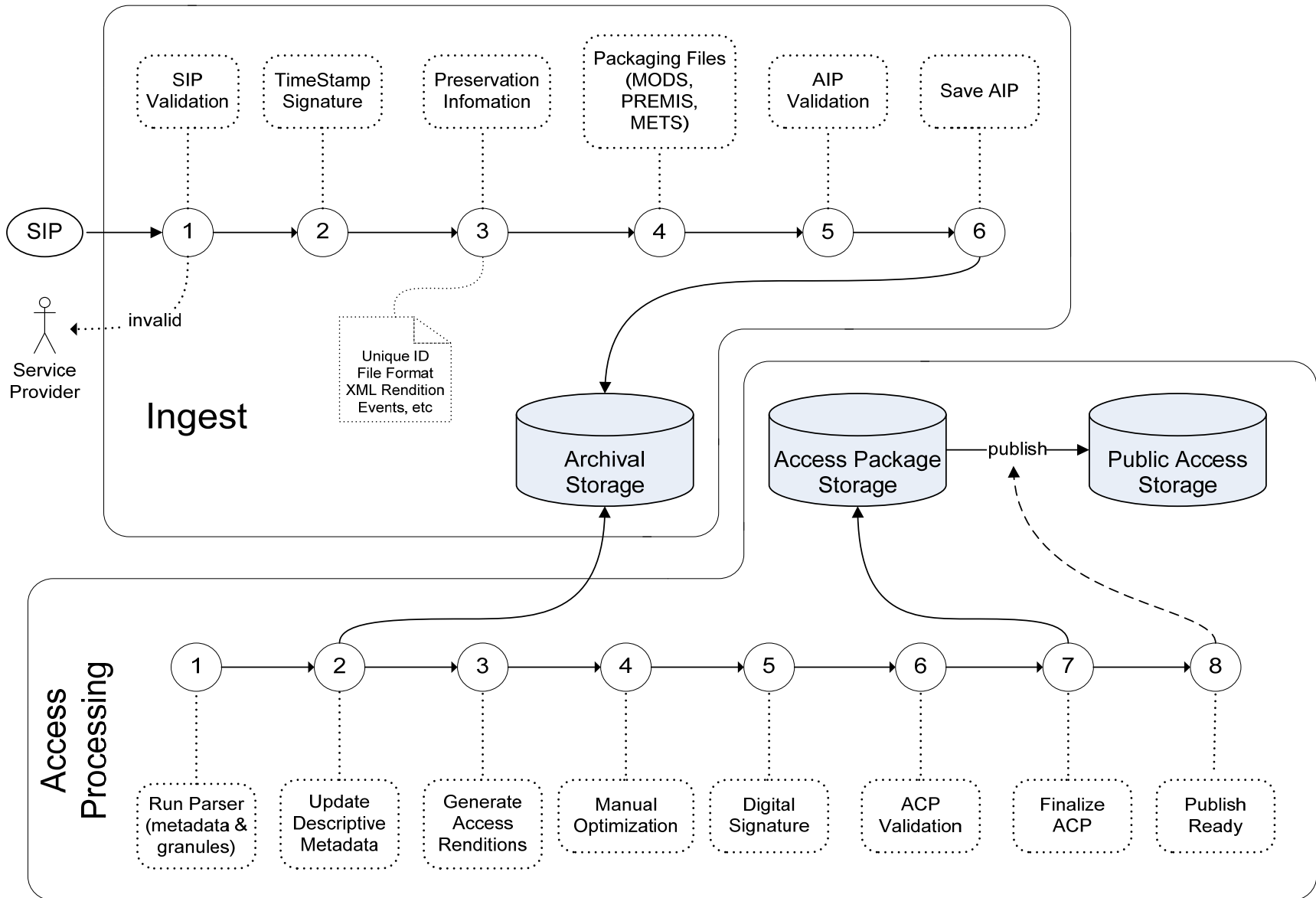


Figure 7.2-2 FDsys Ingest Process Model

The function of **Generate AIP** is implemented in FDsys in the ingest process in which the AIP is created from the SIP. The workflow is triggered by submission and successful validation of the SIP. A packaging utility is developed in FDsys for creating the AIP. The objectives of the utility are to transform the descriptive and provenance information from the SIP into XML files for the AIP. The XML files conform to the supported metadata standards in FDsys (i.e. MODS and PREMIS in R1C2). The utility also creates a binding XML file, conforming to METS schema, to hold all information about the AIP (content as well as metadata files), making the AIP fully self-describing.

It is noted that for R1C2, a set of descriptive metadata necessary for preservation and access purposes is not entered by the submitters, but captured by FDsys through the custom parsers. The AIP thus created will contain only a limited number of descriptive and technical metadata (e.g. unique ID, hash values for the content files, timestamp for the AIP, and file format). The PREMIS events will include: creation of the AIP from the SIP, submitter of the SIP for the package.

Upon successful creation and package validation, the AIP is written to the archival repository, which is completely separate from where the SIP was staged. The AIP storage information is stored both in Documentum, and the METS file as well (to make the AIP self-describing). These operations correspond to the **Coordinate Updates** function of the Ingest functional entity of the OAIS.

As discussed earlier and shown in Figure 7.2-2, FDsys extends the OAIS model by adding the ACP which is primarily for daily content management purpose and also provides a protection layer to its corresponding AIP in that operations on content files (such as extracting metadata) can be applied to the ACP instead of the AIP directly.

The ingest process ends with completion of a successful AIP creation, and storing the AIP to the archival storage. The ingest process is then followed by a separate workflow to process the package for the ACP – the access processing in Figure 7.2-2.

After creation of the ACP, the first task the processing workflow performs is to extract the descriptive metadata and generate granules files if applicable. The custom parsers are invoked for this purpose. The AIP will be updated with the extracted descriptive metadata (specifically the MODS file). These operations also correspond to the **Generate Descriptive Information** function in the OAIS Ingest functional model (see Figure 7.2-1). The parsing operations could be performed on the content files directly from the AIP, if there was no the ACP extension to the OAIS model in FDsys. So the ACP plays the protecting role for the original content files in the AIP.

Besides the descriptive metadata and original content files from the SIP, additional digital objects may be required in the ACP to fully support the public access to the content. For example a screen optimized PDF version of the original content, if applicable, may need to be added to the ACP if not provided as part of the SIP by the content originator or service provider. The additions to the ACP may or may not be stored to the corresponding AIP, depending on the purpose of the addition and its value for preservation. The digital objects that are required for the ACP are as follows.

- Access renditions of the content. The access renditions are the same content as the original publication but in different file formats. The examples include screen optimized PDF version, html version, or plain text version of the original content.
- Access-oriented metadata. For each type of publications, a set of metadata information will be extracted from the content to enhance the public accessibility to the content.

- Publication granules. To enable the granule level access to selected publications, the ACP will have to contain the granule information before it is published to the search application. While the selected COTS search engine (FAST) can handle the granules stored in logical form (such as tagged in an XML file), the logical granule search is not supported by the CMS for the internal authorized users. To consistently support the granule search capabilities for both the access and content management subsystems, it was decided to physically split the rendition files into individual granule files for both the text and PDF renditions. The individual granule files will be handled in both subsystems as independent, searchable content files.
- Access relationships. The relationships include how the granules are related to each other, and links or citations between publications, at the publication or granule level.
- Digital signature for the publicly accessible PDF files for select collections.

The required digital objects for the ACP may be included in the SIP by the content originator, the GPO internal service provider for R1C2. The ACP processing will check the digital objects, and take appropriate actions if the required objects were found missing. The actions include invoking automated process, such as format transformation for access rendition, or involving manual tasks such as editing access oriented metadata, setting the embargo date or performing the final optimization if applicable.

For R1C2, the majority tasks of processing the ACP will be performed by FDsys automatically. The access oriented metadata and granules will be handled by the custom parsers. The parsers will follow the specifications of the DMD to extract the metadata from the content, and process the granules tagged by current content processing of the Plant Operations. The access rendition, i.e. the screen optimized PDF version of the content, is manually created and also available from the existing content processing at the Plant Operations. For a subset of the collections, a rendition folder will be created to hold the individual granules files in the text format from the FDsys parsers. The PDF rendition will be created by utilizing the PDF Generator within the Adobe LiveCycle services.

Figure 7.2-2 shows the model of FDsys ingest process. The actual implementation of the process is described in the repository design document, with details not shown in the model here. In addition to the Archival Storage as defined in the OAIS model, FDsys has two more separate storages: one for the ACP (Access Package Storage) which serves in many cases as a surrogate to the AIP when operations are required on the content files. This storage facilitates the daily content management for the packages ingested to FDsys, and is accessible only to authorized users.

Another addition is the Public Access Storage where a subset of the digital objects – the access renditions of the ACP along with the descriptive and access-oriented metadata is stored. This is the only storage that supports the general public access to the government publications. Upon successful completion of the access processing, the ACP is flagged with ready for publish. The FDsys publish program, design in the SDD Vol. III, will get invoked to publish the publicly accessible renditions from the ACP to the Public Access Storage for the search engine to index and make available for public access.

7.3 Archival Storage

The Archival Storage in the OAIS model interacts three other functional entities. It receives AIP from the Ingest and writes it to a dedicated storage media. In FDsys, the storage media for AIP is separate from the media for the SIP and ACP, so a different and stronger security control can be enforced to the AIP storage. Other functions of the Archival Storage are primarily handled in FDsys by the hardware storage management, which is responsible for configuration (and partitioning), error checking, backup and disaster recovery of the storage media for the system.

The Archival Storage in the OAIS model is also responsible for providing data to Access to fulfill orders, which is implemented in FDsys as content delivery in response to user request. The content delivery implementation includes a few scenarios. For authorized users, the content is delivered from the ACP in the form of a DIP, which can take different forms depending on the delivery request. The DIP can be created from the AIP as well, if for example the request is to transfer the AIP from the current archive to another. For public users, the content delivery delivers data from the ACP Cache (stored in the Public Access Storage in Figure 7.2-2), also in the form of the DIP. The content delivery is addressed both in the Content Repository (SDD Vol. II) and Custom Application (SDD Vol. VI) design documents.

7.4 Data Management

The OAIS Data Management functions specify capabilities of performing queries against the archive, and generating reports in response to the queries. The report queries can come from any of the other functional entities within the OAIS. Maintaining and updating the database, which includes the descriptive information about the packages, are also identified as part of the Data Management functions in the OAIS model. These functions are implemented in FDsys by leveraging the native capabilities of the selected CMS product – Documentum. It is noted that for SIP and ACP, the Data Management functions are supported by the CMS, but for the AIP the descriptive and provenance information is available, independently of the CMS, from the package itself as well.

7.5 Access

The OAIS model defines Access as for coordinating access activities, generating DIP, and delivering DIP in response to delivery request. The FDsys implementation for Access supports two scenarios for different user classes.

For authorized users, the Documentum WebTop-based user interface is provided for users to submit search queries. The result set of the queries are presented to the users. Upon user request of the content, a DIP is created (by the CMS Export functionality) and delivered to the user.

Content dissemination to the general public is one of the critical missions of FDsys. FDsys subsumes the functionalities currently available from GPO Access. GPO extended the OAIS model and created a new type of package – the Access Content Package (ACP) to specifically serve the purpose of providing public users the access to the content in the FDsys archive. The ACP contains access renditions of the archival package along with access-oriented metadata to enhance the user experience of content access.

The FAST search engine was selected to empower the content search, and FDsys implements a full-fledged custom search web application, serving as a front-end to the search engine. Users

submit search queries and the system return the search result set to the user. The DIP is created and delivered upon submission of a content delivery request by the user.

The search and content delivery for authorized users is addressed in the repository design document (SDD Vol. II), and for public users the details can be found in the Search API (SDD Vol. IV), Search Engine Configuration (SDD Vol. V), and Custom Application (SDD Vol. VI) design documents.

7.6 Administration

The Administration entity in the OAIS model covers the services and functions needed to control the operation of the other OAIS functional entities on a day-to-day basis. The functions include negotiating submission agreements with (content) producers, establishing and maintaining archive standards and policies, etc. It also includes system engineering functions to monitor and improve archive operations. These functions in FDsys are performed by selected COTS products for monitoring system performance and figuring out bottlenecks if any. For example, the FAST search engine is delivered with an admin console that allows monitoring system health and performing some basic performance tuning tasks dynamically.

7.7 Preservation Planning

The Preservation Planning includes functions to evaluate contents of the archive and periodically recommend archival information updates, etc.

The objective of the R1C2 is to create and store the AIP, with limited functionalities for preservation process, such as the ability to update the descriptive metadata of the AIP. The Preservation Planning functional entity is yet to be implemented for FDsys in post R1C2 releases.

8. Business Process Implementation

8.1 Overview

In FDsys, business processes are implemented in two ways, by system workflows orchestrated by a workflow engine, and by functional utilities executed in fully automated system processes. The differentiation between the two is critical as the two mechanisms have completely different characteristics in terms of the system resource consumption, performance impact and maintenance effort. The system workflow that is based on a workflow engine is by itself a heavyweight, but feature-rich application. In contrast, an execution of functional utilities can be easily facilitated by lightweight system processes in the modern multi-threaded enterprise applications.

The design decisions of whether to use the workflow or functional utility to implement a business process are made primarily based on the considerations of system performance and features that are required to support the business process. A full-fledged workflow engine is normally utilized to support the task management with complicated workflow joining and splitting options in a business process, which usually involves automated as well as manual actions by participants of various business roles. A workflow engine for a simple automated set of lightweight operations would be a misuse and may inversely impact the system performance because of the overhead involved in the workflow management itself. As a general rule, only the following types of business processes in FDsys are implemented by using a system workflow.

- Business processes that involve automated as well as manual activities, and its lifecycle ranges from minutes to days or longer.
- Business processes with complicated joining and splitting operations.
- Business processes with completely automated activities and a long lifecycle that can and needs to be monitored.

The FDsys business processes are all related to the content and metadata management, the Business Process Management (BPM) product of Documentum was selected to fulfill the FDsys workflow requirements. The Documentum BPM implements a general-purpose workflow engine to support a variety of business processes. Naturally it provides a built-in integration with the Documentum content management system, which benefits greatly to a content-centric system like FDsys. The BPM will be configured to host the FDsys system workflows.

By analyzing the FDsys business processes and applying the decision rules described above, the following system workflows and processes will be implemented in R1C2.

- Congressional submission process
- Ingest process
- Access processing workflow
- Archival storage process
- AIP deletion workflow
- Package updating process

- ILS integration

Figure 8-1 shows an overview of the business processes that are supported by system processes and workflows. The business processes are grouped into four areas: submission, processing, preservation and access.

For content submission, three types of submission are supported: interactive, folder-based, and bulk submissions. A standalone bulk submission tool will be developed to support the data migration process. In R1C2, the interactive and folder-based approaches are to support congressional submissions from the GPO Plant Operations. The content files are uploaded to the system through a hot folder or interactive user login session with FDsys. Once content files are loaded to the work-in-progress (WIP) area, both submission types use the same user interface for the user to verify and finalize the packages before submission of the SIP for ingest.

Upon submission, the SIP is validated against the pre-defined packaging rules, and the ingest process continues if no validation errors were reported. Otherwise, the submission is rejected and a notification is sent to designated service specialist. The objective of the ingest process is to create and store the AIP to the archival storage. As majority of the descriptive metadata in R1C2 is yet to be extracted by the parser at a later stage, the AIP thus created will have limited metadata information. The OAIS ingest functional entity implementation ends after the AIP is created and stored into the archival storage.

The ingest process is followed by a separate workflow for access processing, starting with the creation of the ACP. The content parser is invoked as a first step against the relevant renditions. The descriptive metadata extracted in this step are also used to update the AIP that is created previously at the ingest process.

The ACP is further processed after the parser invocation. The activities include digital signature signing for select collections, manual optimization of access renditions if configured during submission. The publicly-accessible renditions, and granules if applicable, are then published to the access subsystem by a publishing process.

Following the access processing workflow, the ILS integration for bibliographic information exchange between the two systems takes place.

In the access group, a full-fledged search application is developed to support content search and delivery for the public users. The access and retrieval of the ACPs by the authorized users are facilitated by the Documentum applications with necessary configuration and customization.

The solid arrows in Figure 8-1 indicate the system control flows from one process (or workflow) to the next by the system-managed transition. The dashed arrows are used to indicate that the relevant processes are normally initiated manually.

The remaining of the section describes a few main business processes that are implemented in R1C2. The descriptions in this document are regarded as high-level business operations. The implementation details of the workflows and processes are described in the Repository Design document.

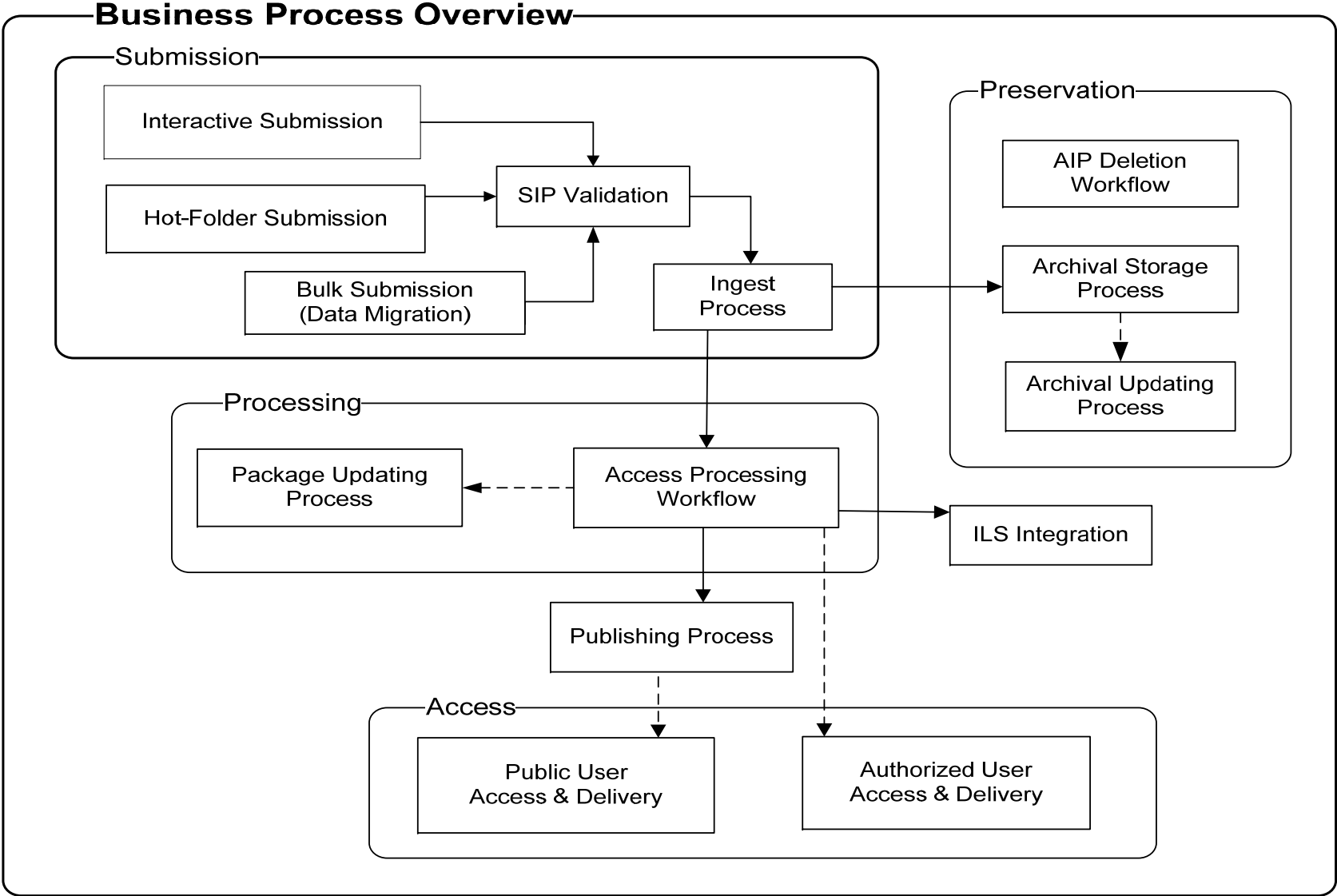


Figure 8-1 Business Process Overview

8.2 Congressional Submission

This is to support the day-forward content submission from the GPO Plant Operations to FDsys, as discussed in section 5. The submission can be categorized into two groups. In one group, a large number of files (around 100 or so) are submitted to FDsys on daily basis. For example, the Federal Register and Congressional Records belong to this group. In another group, the submission is much less frequent and also with a small number of files for submission. From the system architecture, development and maintenance effort perspective, submission through the interactive FDsys user interface is a preferred way to ingest the content into the system. However, because of the relatively large number of files involved and thus higher risk of manual submission errors in the first group, it was decided to develop a folder-based submission to support submission of a selected set of collections.

8.2.1 Folder-Based Submission

For R1C2, the following collections are supported by the folder-based submission:

- Congressional Bills
- Congressional Record
- Federal Register
- Congressional Reports
- Conference Reports
- Congressional Record Index
- History of Bills
- Congressional Calendars

The submission for the remaining collections (i.e. collections not listed above) will be through the interactive FDsys user interface.

The submission process starts with placing the content files into an FDsys hot folder by the GPO Plant Operations. A separate folder will be established by FDsys for each of the selected collections, and the folders are accessible to users in Plant Operations. The folder location, structure and applicable filename conventions are collection specific and are specified in the detailed implementation design. The hot folder (shown later in Figure 9-1) is a dedicated storage area with the accessibility granted to the CMS content server, as well as the users of the Plant Operations. The content files placed in the hot folder will be picked up by a configured CMS job, and stored to the CMS repository in the form of a SIP, according to the pre-defined packaging rules for the collections.

When a specialist, who is responsible for submitting the collections in the hot folder, logs in to FDsys, the specialist is presented with the SIPs (one for each collection) with content files (i.e. renditions) that were placed to the hot folder. Figure 8.2-1 shows the submission process flow for the folder-based approach.

The specialist verifies and validates the renditions in the SIPs. If content files were misplaced or missing from a collection, the specialist can move the misplaced files or upload missing ones for the

collection. The validation continues until no errors were found, and then the specialist submits the SIP for ingest.

The ingest process starts with parsing the select content files for descriptive and technical metadata, and generating granule files if applicable. The metadata and granule files are added to the package and another validation is performed to ensure the mandatory metadata for the AIP, etc. The ingest process continues to transform the SIP into AIP and ACP upon successful validation. Otherwise the system control returns back to the specialist for manual corrective actions.

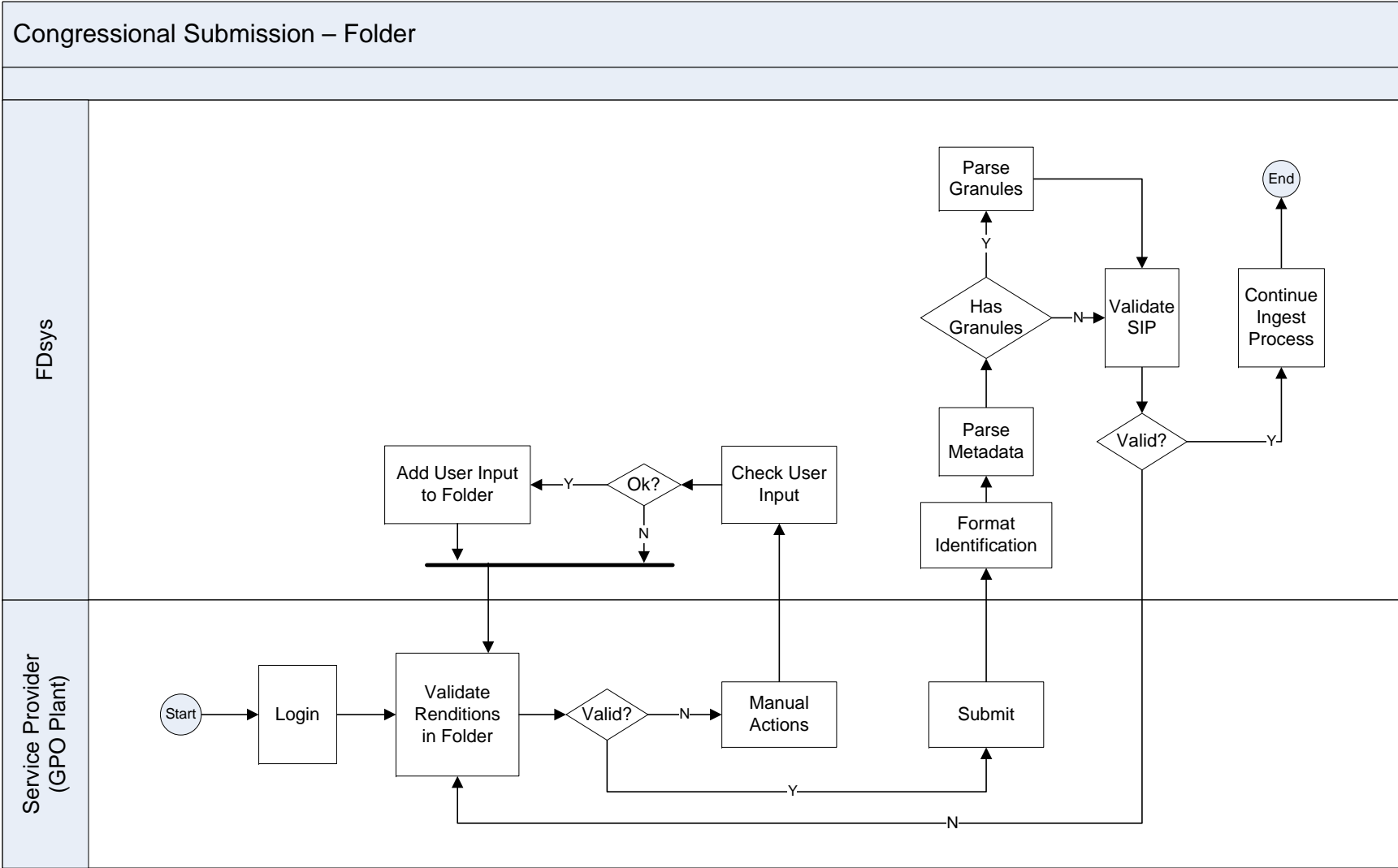


Figure 8.2-1 Folder-Based Submission Process

8.2.2 Interactive Submission

This is to support the interactive content submission from the Plant Operations through the FDsys graphic user interface. The collections that are not supported by the folder-based submission will be submitted to FDsys through this approach.

Figure 8.2-2 shows the process in the swimlane form. Upon receiving the first user input of an uploaded file or a piece of metadata, a package in the SIP form is created in the work-in-progress area. Subsequent user input is added to the package. The input process continues until the user submits the SIP.

The submission action of the user triggers a series background processes, ranging from parsing the metadata, content granules if applicable, to validating the SIP itself. If the SIP is valid, the ingest process continues. Otherwise, and an error message is sent to the submitter's inbox for further manual actions.

The two submissions differ only in how the content files are loaded to the system. Upon submission of the uploaded packages, the processes for the two scenarios are the same.

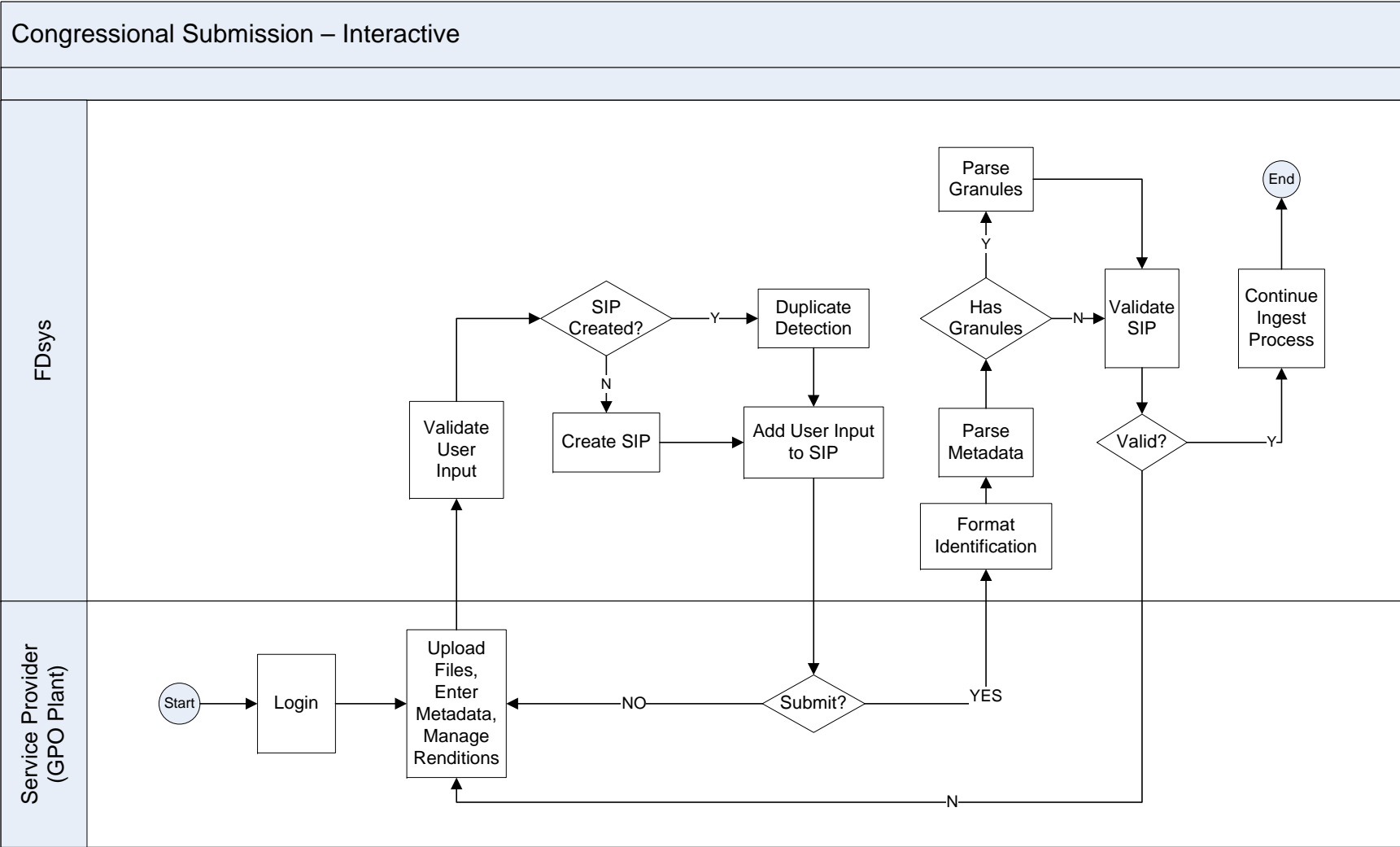


Figure 8.2-2 Interactive Submission Process

8.3 Ingest Process

Upon successful validation of the SIP, the ingest process continues with the AIP creation. Otherwise the submission is rejected and a notification is sent to the designated authorized user.

The first step for the AIP creation is to apply timestamp signature to the digital objects within the package. The timestamp signature is defined and calculated as follows. A first hash value is calculated based on the unique ID of the digital object and the hash value of the digital object itself. The timestamp signature is defined as the new hash value based on the first hash value plus the current time (in seconds, since January 1, 1970). The algorithm is illustrated in Figure 8.3-1.

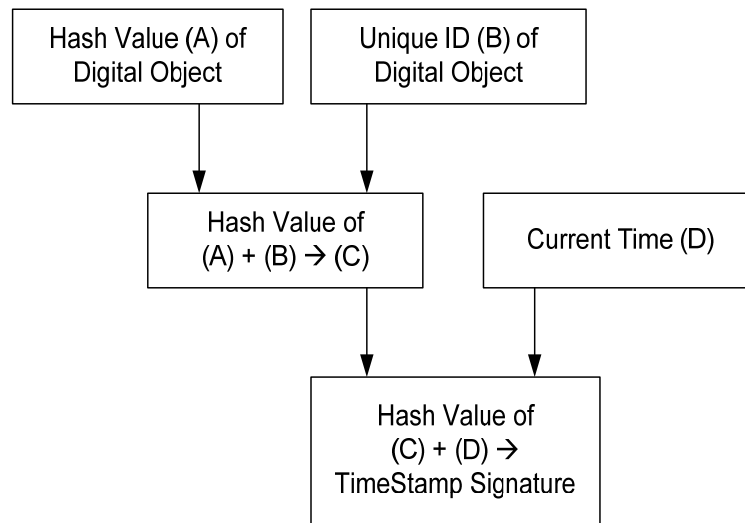


Figure 8.3-1 Algorithm of Timestamp Signature

Note that all elements (hash value of the digital object, unique ID, and the time) of the timestamp signature are themselves stored as metadata information for the AIP. The timestamp signature is stored in the package separately and used as an assurance of the fixity – changes to any of the mentioned elements (content, id, and time) will compromise the signature.

Figure 8.3-2 shows the ingest process for the AIP creation. After applying the timestamp signature, the process continues with gathering preservation information, such as file format, and preservation rendition in the XML form. The XML files of MODS, PREMIS and METS are generated for the AIP using the content files and metadata info available up to this point. After successful validation of the package, the AIP is written to the archival storage.

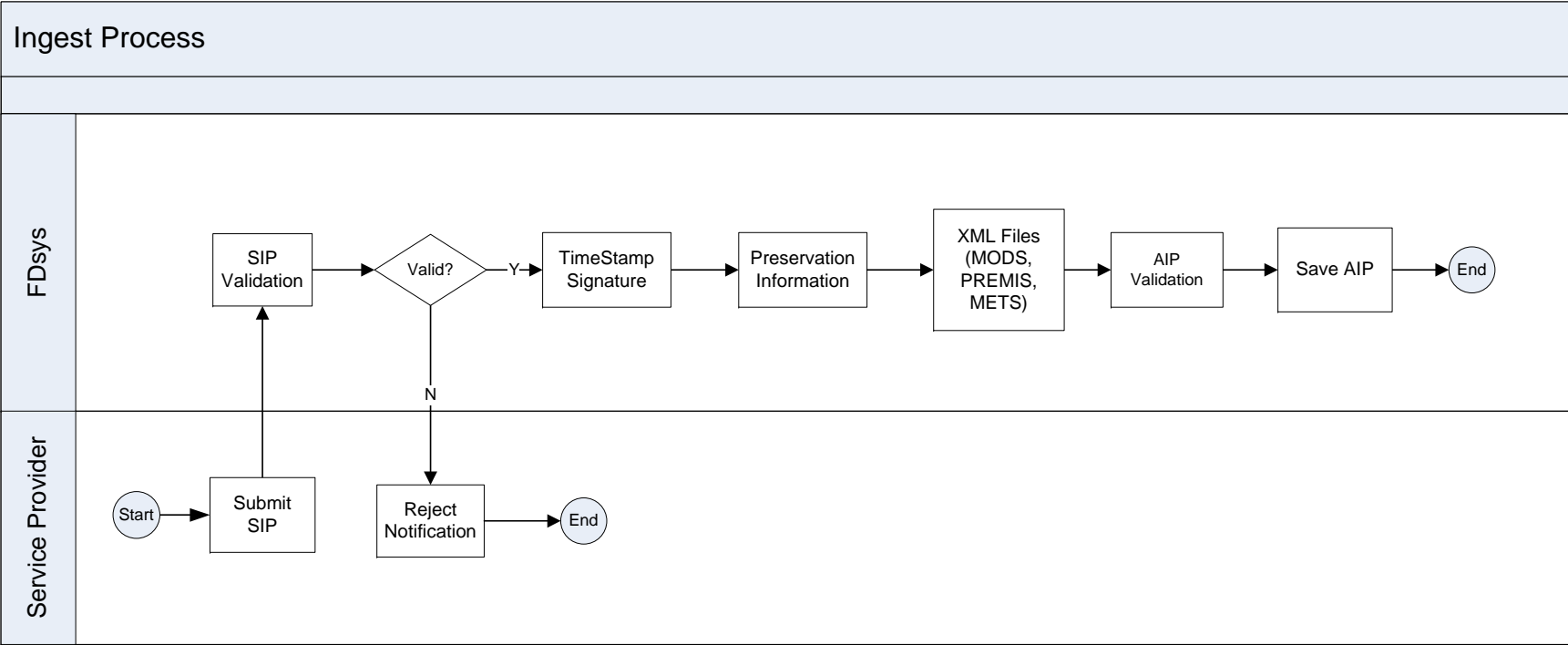


Figure 8.3-2 Ingest Process

8.4 Access Processing Workflow

Figure 8.4-1 shows the access processing workflow. The workflow starts with the creation of the ACP. The content parser is then invoked to extract the descriptive metadata and generate granule files if applicable. The system checks if the results from the parser is valid according to the pre-defined parsing rules. The parsing rules for this check include:

- Availability of the required metadata elements for the AIP and ACP
- Availability of the expected granule files if applicable

If any of the required metadata or granule information is missing because of the parsing errors, the designated authorized user is notified for manual actions. The actions could include: a) instructing the system to continue if the package is still acceptable with the missing information, b) manually making corrections to the missing metadata (and the workflow continues in this case), and c) terminating the processing workflow. In case c), the submission of the SIP will result in an AIP in the archival repository and ACP in a separate repository which has not been successfully processed because of the parser failure. The ACP will not be published for public access since the processing did not run through to the end. The workflow can be later re-started on the ACP already in the system when an improved version of the parser becomes available. The workflow in the repository must be designed to be able to support this capability.

The parsing errors can be result of a variety of causes. The discussions above assumed that the parsing errors were due to the parser's failure to perform its tasks. The parsing errors could be caused by the corrupted data as well, in which case the package (ACP) should be removed from the system, including the corresponding AIP as it provides no value to preserve the corrupted content from the very beginning. For parsing error due to corrupted data, FDsys provides an option for the authorized user to initiate a complete deletion of the packages (ACP and AIP) from the system. In fact, because the system has no knowledge about whether the data is corrupted or not, it is the user who has to confirm that the data is indeed corrupted by for example opening the content file before instructing the system for deletion. The designated authorized user is informed of the deletion and the SIP has to be resubmitted. Note that this type of deletion is performed as part of the extended ingest process to ensure data quality since it provides no value to preserve data that is known to be corrupted from the very beginning. So the deletion can take place without special approvals, which are required for deletion of the AIP whose corresponding ACP has been successfully processed and published for public access.

Upon successful parser invocation and validation of the parsing results, the processing workflow updates the corresponding AIP with the extracted descriptive metadata (specifically to the MODS file). The Generate Renditions activity in the workflow includes PDF chunking for select collections, and access rendition in html for the ACP, etc.

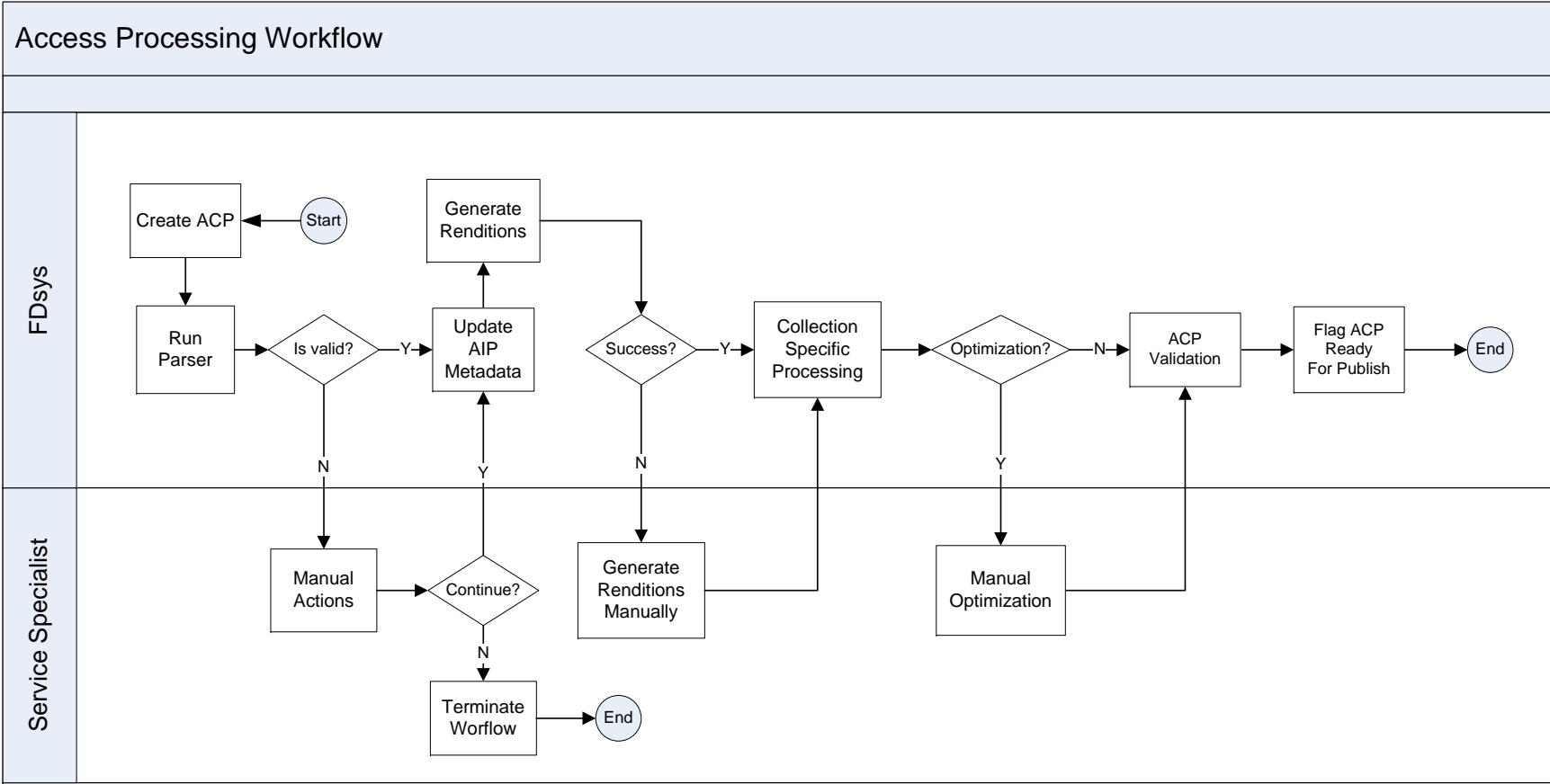


Figure 8.4-1 Access Processing Workflow

The collection-specific processing is facilitated by configurations for processing needs for the relevant collection. The digital signature signing for publicly accessible PDF files for select collection takes place at this step as well. If manual optimization is flagged during submission, the workflow pauses for manual actions to, for example, verify and improve the quality of the access renditions. The manual interactions in the workflow also include any automated functional errors during rendition generation or package validation (though not shown in the diagram for presentation clarity).

The package is validated again after the series of automated and manual processing activities. Following a successful validation, the ACP is marked as ready for publish. The descriptions here are from the business operations perspective. The actual workflow design and configuration details are documented in the SDD Vol. II: Content Repository.

8.5 Package Updating Process

This is to support the authorized users for updating the existing ACPs in the content management repository. ACP updates apply to both the rendition files and metadata. Use cases of the package updates include adding more access metadata to enable more efficient search or to replace with a better access rendition file for public access. Updates in the workflow cover operations of adding, removing and replacing for metadata as well as content files.

Figure 8.5-1 shows the package updating process for the ACP. The process starts by querying the ACP for update. The query is facilitated by the general search and retrieval capabilities of Documentum. The selected ACP for update is transparently checked out from the repository. The user performs metadata edits and/or rendition updates by uploading new or modified rendition files. Every updated input is checked and validated by the system to ensure that the input is legal and valid. For example, mandatory metadata can never be removed from the package, and uploaded rendition file must be able to pass the virus check. The updating actions continue until the user instructs the workflow that the update is completed.

Once the update is complete, the system checks whether the updated ACP requires the re-publish for public access. The ACP is re-published only if the publicly accessible rendition or metadata were updated.

The fact of updating the ACP is recorded as the PREMIS event to the corresponding AIP in the archival repository. In addition to recording the updating event itself, if the update was made to the metadata in the ACP, the relevant metadata elements in the AIP will be updated as well. In other words, the updates to the metadata to the ACP and AIP are automatically synchronized between the two repositories. The updates to the renditions, however, are independently made and maintained at the individual repositories.

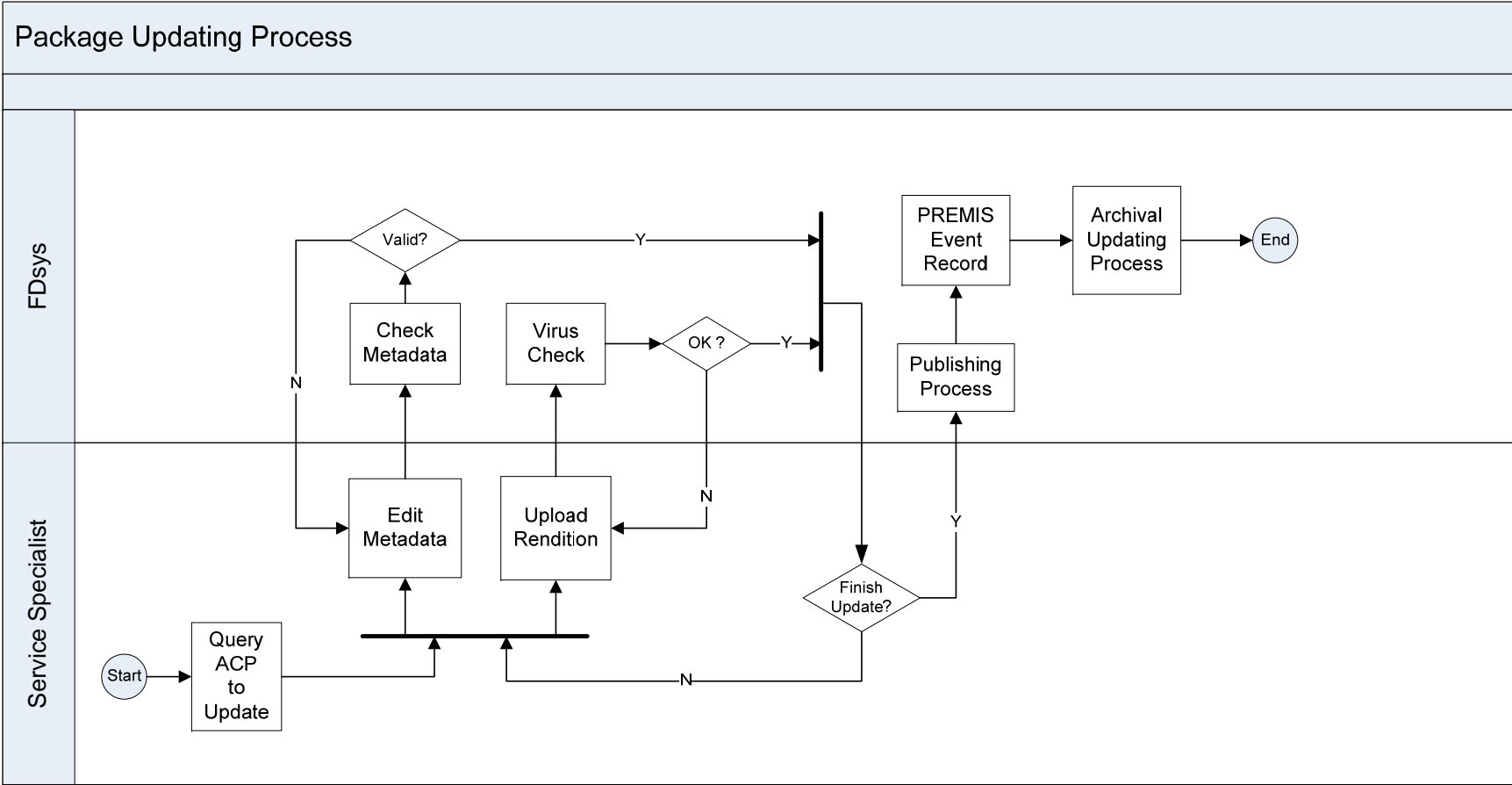


Figure 8.5-1 Package Updating Process

8.6 Archival Updating Process

This is to support updates to the AIPs in the archival storage. A process can be initiated in two ways. First when the metadata in the ACP is updated, the corresponding AIP is updated automatically with the new metadata information as well. This update requires no manual intervention. In the second scenario, a process is initiated when a preservation specialist issues an update request to the selected AIP from the archival storage.

Figure 8.6-1 shows the archival updating process in the swimlane form. Notice that FDsys is shown in two separate lanes, to cover two cases in which an updating process may apply.

Similar to the package updating process for the ACP, preservation specialist can query AIP for updating the metadata information. For rendition updates, the system creates a new AIP with the updated renditions. The new AIP is assigned with the unique ID of the old AIP, and the old AIP with a new unique ID. This is to ensure that the existing package reference now point to the updated AIP without the need to update the references in any referencing packages. All update actions are recorded as the PREMIS events in the relevant AIPs, old and new.

The preservation specialist can query AIP from the archival storage and request a deletion of the AIP from the system. As the AIP is highly protected, the deletion action requires extra processing and a separate workflow is configured for the AIP deletion described in the next section.

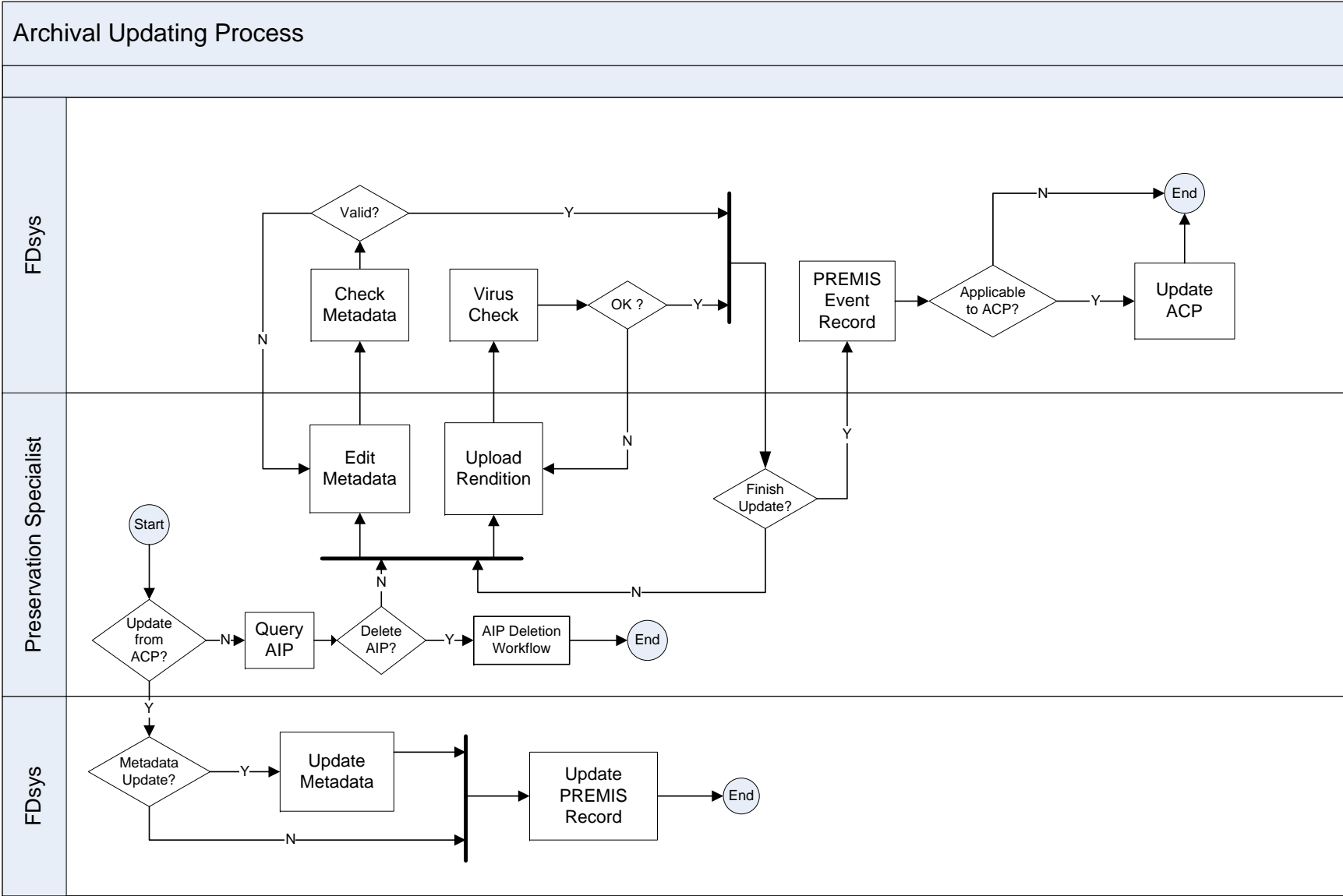


Figure 8.6-1 Archival Updating Process

8.7 AIP Deletion Workflow

The AIP in the archival storage is highly protected in FDsys. An AIP deletion from the system requires all of the three authorized approvals. The deletion requester can be one of the authorized approvals. The AIP deletion is expected to happen only in very rare cases, such as a wrong package (out of FDLP scope for example) was mistakenly ingested to the archival storage.

Figure 8.7-1 shows the AIP deletion workflow. Upon approval of all three, the corresponding ACP and ACP cache are deleted first, followed by the deletion of the AIP itself. If any of the three denies the deletion request, deletion rejection notification is sent to the requester, and the workflow ends.

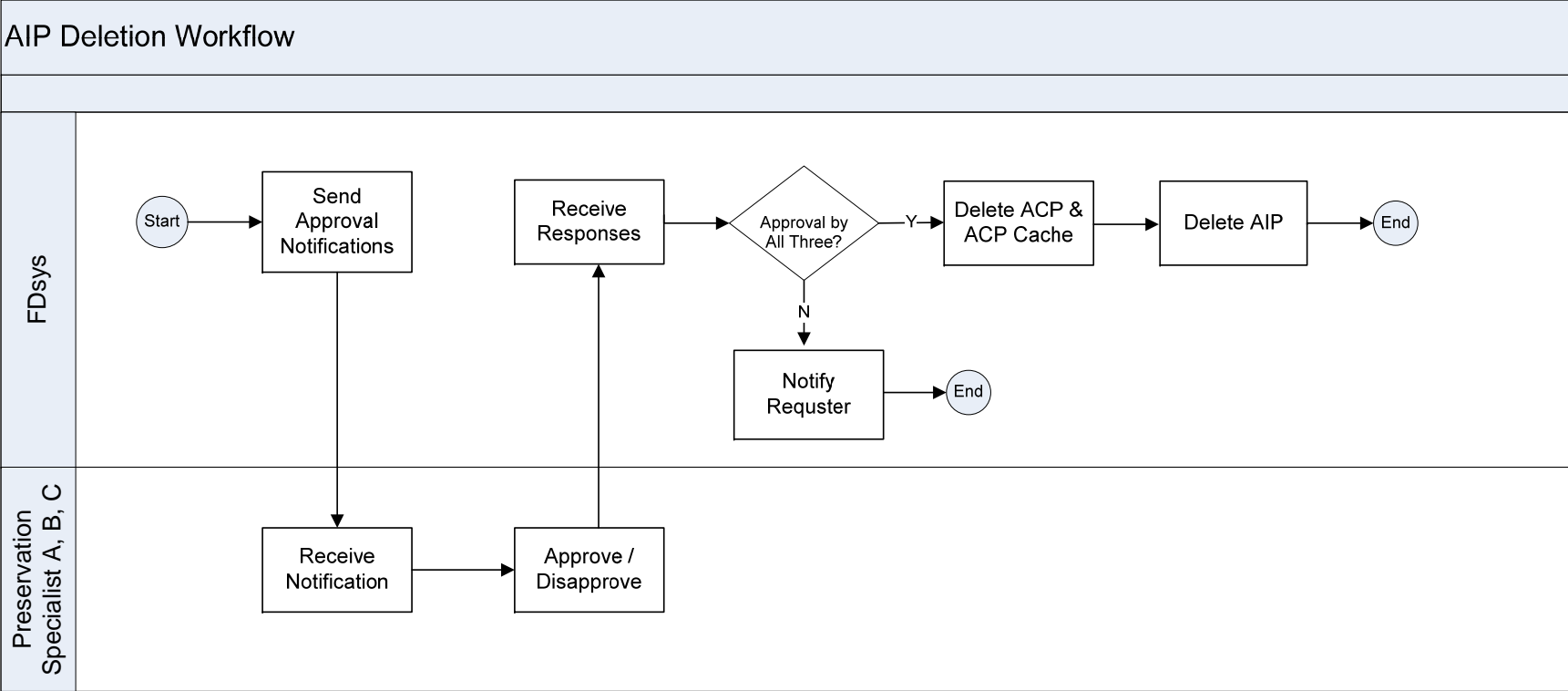


Figure 8.7-1 AIP Deletion Workflow

9. Data Migration

The goal of the data migration is to migrate content collections currently available from the GPO Access (i.e. WAIS file systems), and associated content files in various formats and images on Jukebox and Alpha3 servers to FDsys. Because of the diversity of the data sources and large variations in how the data are stored from one collection to another (and from one period of time to another for the same collection), the data migration process is divided into two steps. The first step will consolidate the data from various sources to a centralized storage area. At the second step, the content files will be re-arranged to the FDsys package folder structure – a unified structure that is understood by FDsys applications for submission and ingest.

While the details of the data migration design are yet to be developed as a separate design document, the rest of the section describes the current understanding of how the data migration needs to be carried out.

9.1 Data Analysis

For data migration, the purposes of the data analysis are:

- To create an inventory of data files of various sources for migration
- To establish the collection-specific packaging rules, including applicable exceptions
- To specify metadata fields that are only available from the original data folder structures
- To perform data cleansing if necessary to improve the quality of the migration data

The packaging rules include: expected file formats (and thus renditions) for the collections, file naming conventions used by the collections. These rules will be turned into the rules configurations by the content source module, which probes the migration data folders and returns the data source information in the form of the FDsys packages.

9.2 Migration Tool

The objectives of the data migration tool are:

- To configure the packaging rules for the migration data from various sources, including WAIS, Jukebox and Alpha3 servers
- To copy and arrange the content files into the package folders according to the configured rules
- To glean metadata information that is only available from the existing data folder structure
- To generate report of migration status

9.3 Migration Setup

GPO Access currently has about 350 GB data on the live WAIS infrastructure and other file system (Jukebox and Alpha3) with numerous variations in collection specific folder structures. To minimize the impact on the live system, a staging area is used to store the WAIS data with the exact copy from the live system. It also provides a central storage area to consolidate the migration data from the other two sources and associated them with those from the WAIS file systems. Figure 9-1 shows the schematic diagram for the migration setup.

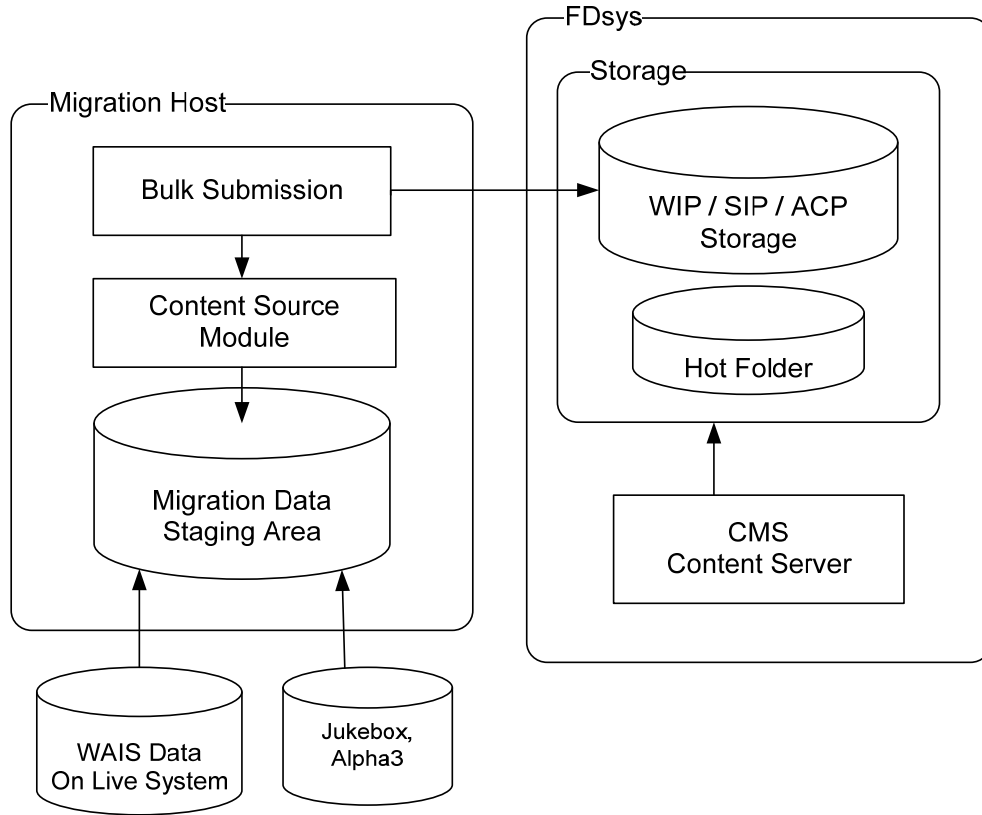


Figure 9-1: Data Migration Setup

To illustrate their different purposes, two storage areas on the FDsys side were drawn in Figure 9-1, but they may just be separate logical partitions on the same NAS storage device. While the CMS content server has access to all of them, the migration host will have access only to the WIP area. A storage area marked as hot folder is setup to support the folder-based congressional submission. The access to the hot folder is limited to the CMS and users from the Plant Operations who place the content files into the folder for submission.

With package information returned from the content source module, the Bulk Submission tool copies the original content files from the migration staging area to the WIP area of FDsys in the form of the package folders. The CMS content server can pick up the files already arranged in the package structure and performs ingest process, just like it does for the folder-based submission but without manual interaction to verify and update the renditions. When packages are picked up from the WIP area for migration, the ingest process starts immediately as if a user submitted the package for ingest.

The same ingest process designed for interactive and folder-based submission can be used for migration as well, so the content parsing, rendition processing, package archiving and publishing to access all happen within the content server. To minimize impact to the live production system, one option is to standup a separate Documentum instance for migration, and replicate the objects from the migration instance to production instance later.

10. Application Integrations

10.1 Integration Overview

FDsys is COTS based system, and integrations between the COTS products selected for FDsys are naturally of significant impact on the system architecture. To maximize the architectural extensibility of the system while minimize the performance impact, the integrations are categorized into two groups, depending on whether the integration needs to support one-way or two-way interaction. In the one-way interaction case, the service request or data flow goes from FDsys to the other integration endpoint only. The two-way integration covers cases in which FDsys and the other integration endpoint request services or data from each other.

The integration can also be categories as internal and external. Internal integration refers to cases where the COTS products are selected specifically for FDsys. External integration covers scenarios where FDsys needs to interact with existing systems for services or data exchange.

For one-way integration, FDsys adopts the standard protocol or API based approach to maximize the performance gain by using the native application protocol to connect the two points. The same API-based approach is utilized for internal integration as well. This approach is feasible because the changes at the other integration endpoint will have minimal impact on FDsys as long as the communication protocol remains the same, or FDsys controls both the integration endpoints.

For two-way integration, the benefits of architectural flexibility outweigh the performance gain because FDsys has no control over the changes of the other endpoint of the integration and vice versa. In this case, the ESB is used to mediate the communications between the integration endpoints.

The remaining of this section highlights the integration types and approaches adopted by FDsys for the integrations. The low-level interface details are described in the individual detailed design documents.

Figure 10.1-1 shows the FDsys integrations for R1C2. The solid arrows indicate the data flow between the integration endpoints, and dashed arrows show service request direction.

As can be seen from Figure 10.1-1, all integrations, except one, in FDsys are one-way including two external integrations. As Documentum manages the content repositories for FDsys, it is naturally one of the integration endpoints for all integrations.

Documentum – FAST Integration

This is an internal integration that bridges the content management and access subsystems within FDsys. After a package is submitted and ingested into the content management subsystem (Documentum), the access renditions of the package are published to the access subsystem for the FAST search engine to index and make it available for public access. It is a one-way integration since the data always flows from Documentum to FAST. The integration is based on the Documentum APIs for the FAST component to query and retrieve the files from the repository to the

access side. The Documentum APIs are one of the key deliverables of the COTS product, and the backward compatibility has been supported throughout the history of the product.

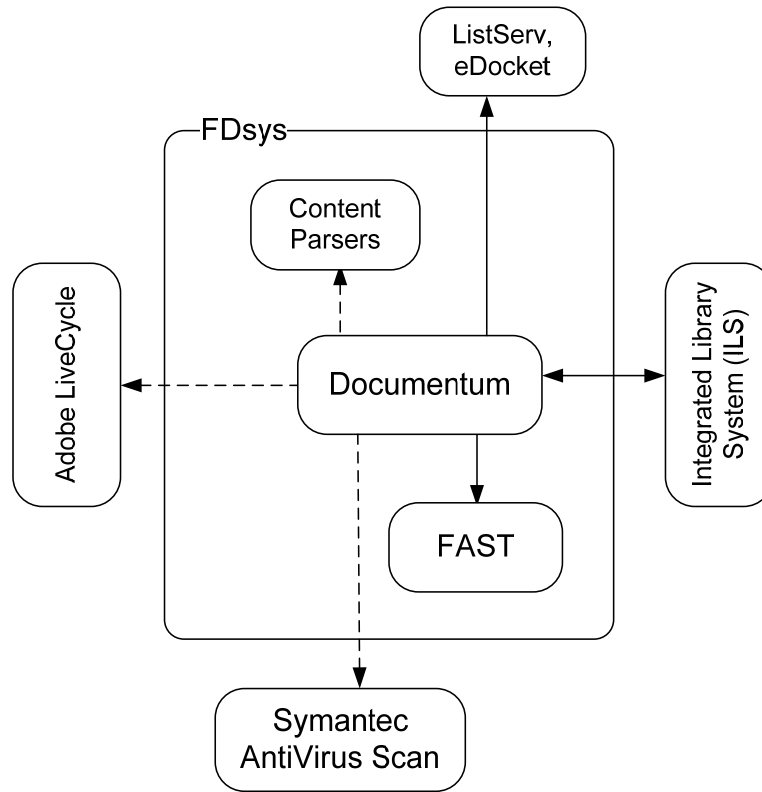


Figure 10.1-1 FDsys Integration Endpoints

Parser Integration

Because of the complexity and the required resources to develop the parsers, the content parsers are developed and tested in a separate, dedicated effort. The parsers are integrated with Documentum ingest process to extract the metadata information and generate granule files for a subset of collections. The integration is entirely internal, and is based on APIs defined by FDsys. The parsers are delivered in the form of a binary library that implements the FDsys-defined APIs. It is a one-way integration as the parsing request always goes from Documentum to the parsers that perform the requested task and return the results back to the Documentum.

Adobe LiveCycle Integration

The Adobe LiveCycle ES provides digital signature signing and a set of PDF manipulation (e.g. chunking, format conversion) services. The service request is always issued by FDsys to the LiveCycle which functions as a service provider to FDsys. The LiveCycle is delivered with a set of supported APIs that are specifically designed for system integration. To streamline digital signature signing and PDF manipulation process, FDsys adopts the API based approach to integrate the LiveCycle in the package ingest process. It is a one-way but external integration based on the application protocol that is supported by the COTS product.

ListServ & eDocket Server Integration

For R1C2, FDsys delivers the table of contents of the Federal Register to the ListServ and eDocket server to keep the links live from the systems external to GPO. The delivery is done through the standard FTP protocol which Documentum provides the built-in support. The integration is one-way in that FDsys drops the data over to the target location only.

Virus Scan Integration

FDsys integrate with the Symantec AntiVirus Scan engine for virus check before content gets ingest to the system. This is a one-way integration in that the service request is always issued by FDsys to the Symantec engine. The integration is based on the APIs provided by Symantec engine.

ILS Integration

This is a two-way and external integration for bibliographic information exchange between the two systems. As the ILS is an exiting and independent system, the integration must be able to support the loosely coupled model to accommodate changes at both ends. For two-way external system integration, FDsys adopts the ESB-based approach.

10.2 External System Integration

The external systems in this document include systems within and outside GPO. Within GPO enterprise, FDsys interfaces with the ILS in the same CMS pillar for bibliographic information exchange. In post R1C2 release, FDsys will interface with Oracle Applications and MWS in other two pillars of the GPO enterprise information systems. Outside GPO interface may be considered in later releases with appropriate security measures.

The design goal for external interfaces is to ensure the flexible adaptability of FDsys to changes in the external systems as well as FDsys itself. Following the industry best practices for enterprise integration, FDsys adopts the ESB-based integration approach to interface with external systems. By design, the ESB plays a broker role for the participating systems. The individual systems register and request services to and from the ESB without the need to be aware of the details of how the system on the other end receives or provides the service. This loosely coupled integration model makes the changes at one integration endpoint transparent to the other endpoint. The ESB becomes the central location to manage interface changes for the integration endpoints. Majority of ESB implementations use a messaging middleware for its backbone communication, and the messages are usually in XML. Figure 10.2-1 shows a schematic view of the integration approach adopted by FDsys.

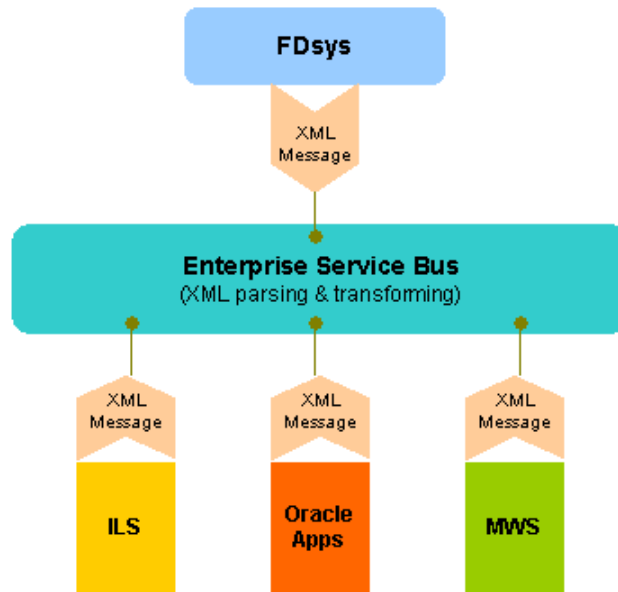


Figure 10.2-1 Application Integration through the ESB

The interfaces between the ESB and integrating systems are all in XML, and the ESB is responsible to parse the XML messages and transform the messages, along with the payload of application data if applicable, from the schema of the sender to the schema of the receiver. Notice that to illustrate the integration approach, Figure 10.2-1 showed examples for Oracle Applications and MWS as well, but they will not be implemented in R1C2.

The ESB-based integration strategy will be applied to all cases in which FDsys needs to interface with external systems within the GPO enterprise. For interfacing with systems outside GPO, extra security measures must be taken into account, and the appropriate approach will be designed in the system design documents for later releases when applicable.

ESB-Based Integration with ILS

The Integrated Library System (ILS) of GPO maintains the catalog of the federal government publications, including the content currently available from the GPO Access. Once the GPO Access content is migrated to FDsys, the catalog needs to be updated to reflect where the content can be accessed. For publications ingested to FDsys, FDsys needs to pass the bibliographic information about the publications to ILS to keep it up-to-date. Also any updates made to the ILS catalog for content in FDsys need to be propagated to FDsys as well to keep the two systems in sync. Synchronization between the two systems of updates that are made to the ILS bibliographic metadata is limited only to those records that have the unique FDsys ID.

FDsys initiates actions for both sending and pulling bibliographic data updates (including new records) to and from the ILS, to minimize the impact and development effort on the ILS side. Figure 10.2-2 shows the interactions between the two systems for both ways.

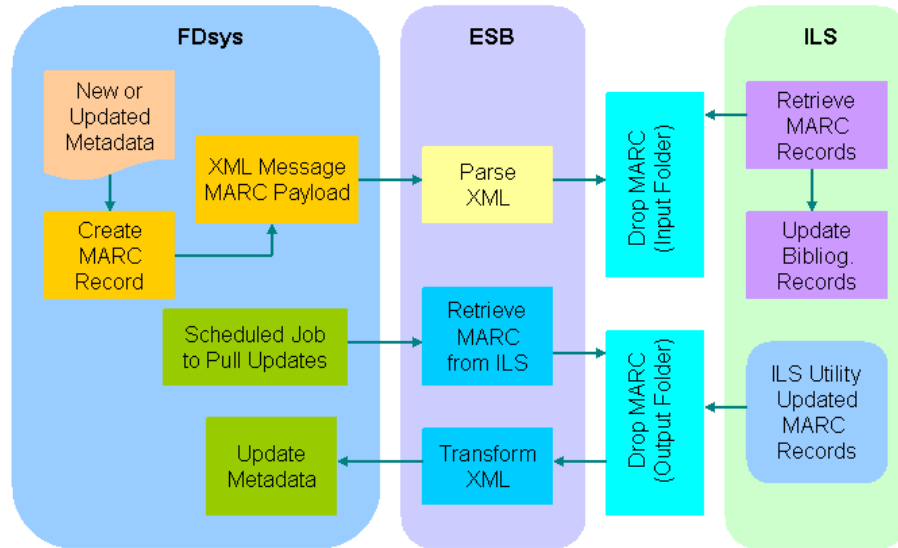


Figure 10.2-2 FDsys and ILS Integration

For sending new or updated metadata to ILS, FDsys initiates the action that completes when the MARC record is successfully dropped by the ESB to a configured location – an Input Folder for ILS. A scheduled job needs to be configured on the ILS side to periodically poll the MARC record and, if found, update the relevant bibliographic record. This scheduled job on the ILS side is completely independent of FDsys.

An Output Folder is also configured for ILS to drop MARC records that are updated by ILS. A scheduled job is configured on the FDsys side to periodically poll MARC records in the Output Folder. If found, the MARC records are transformed into XML format and the relevant FDsys metadata information is updated.

Details of the ILS integration are documented in the Repository and Custom Application design documents.

11. Hardware Architecture

The high-level storage and network architecture was addressed at the system architecture section. This section provides detailed architecture views for storage, computing and network connectivity.

11.1 Storage Architecture

The storage for FDsys includes:

- Storage for content submission (WIP area for SIP), including Hot Folder area
- Storage for daily content management operations (ACP)
- Storage for archival packages (AIP)
- Storage for publicly accessible contents
- Full-text indexes storage for the content repository
- Full-text indexes storage for the publicly accessible contents
- Staging storage for data migration

Two types of storage are used for FDsys: NAS (Network Attached Storage) for content files, and SAN (Storage Area Network) for full-text indexes. The DAS (Direct Attached Storage) is used to serve as a staging area for data migration. Figure 11.1-1 shows the storage architecture. Notice that the accesses to the storage are through different Virtual LANs, so the security settings for the storages are configured to allow the access only from the specified (virtual) network, in addition to the server hosts and user access privileges.

Hot Folder

This is staging area with a very small capacity (~10 GB) to enable the folder-based submission. It has to be accessible to the Documentum content server, and the designated user(s) from the GPO Plant Operations to place the content files to the hot folder.

SIP / ACP Storage

This storage supports uploading and validating content files to finalize the SIP for submission. This is also where the ACP content files are stored to support daily content management operations, and is accessible to the content servers only. It requires large capacity of storage (~ multiple-TB). Access to this storage area should be limited to the content servers only.

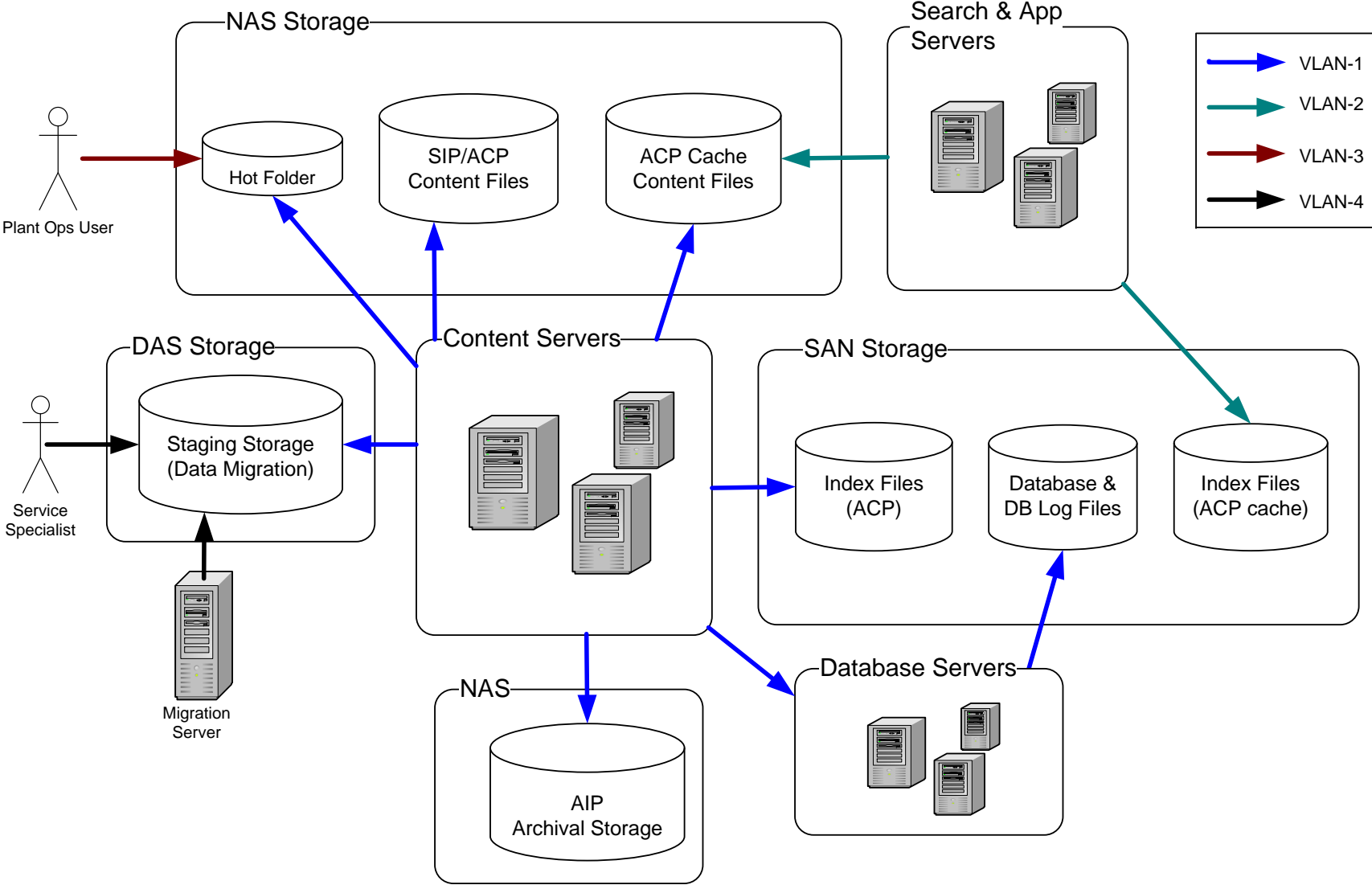


Figure 11.1-1 Storage Architecture

AIP Storage

This is the archival storage for FDsys, and is highly protected with the most restrictive security control. Though the storage is of NAS type, it is shown in a separate group because the NAS storage device for the AIP will be completely independent from the rest of content storages. The storage can be physically located any secure area as long as it is mounted to a driver accessible to the content server.

ACP Cache Storage

This is to store the published content for public access and delivery, and accessible to the search and web servers at the access subsystem. It requires large capacity of storage (~multiple-TB), and fast access speed.

DAS Storage

The DAS storage is to facilitate the staging area for data migration. It is attached to the migration server, and requires relatively small capacity (~ 2 TB) to store the raw data that is consolidated from various sources for migration. In addition to the migration server, the storage is also made accessible to the Documentum content server for data migration, as well as service specialist to examine the migration reports generated by the migration process.

SAN Storage

The SAN storages are configured for FAST full-text indexes. One is to support the full-text search over the ACP in the content repository, and another for full-text search over ACP Cache for public access. A separate SAN storage is allocated for Oracle database which requires SAN storage for optimal performance.

11.2 Hardware Architecture

The hardware architecture is shown in Figure 11.2-1. It includes major physical server allocations to the applications, and network connectivity layout. There are three virtual LANs, one for access to the content management system, one for access to the public-facing web search and application servers, and another for the administrative and tools servers for FDsys. The server failover and high-availability are achieved by both techniques of redundant servers and the IP-based load balancer.

**Hardware Architecture Layout
Release 1C.2 – Production
Updated 09/04/08**

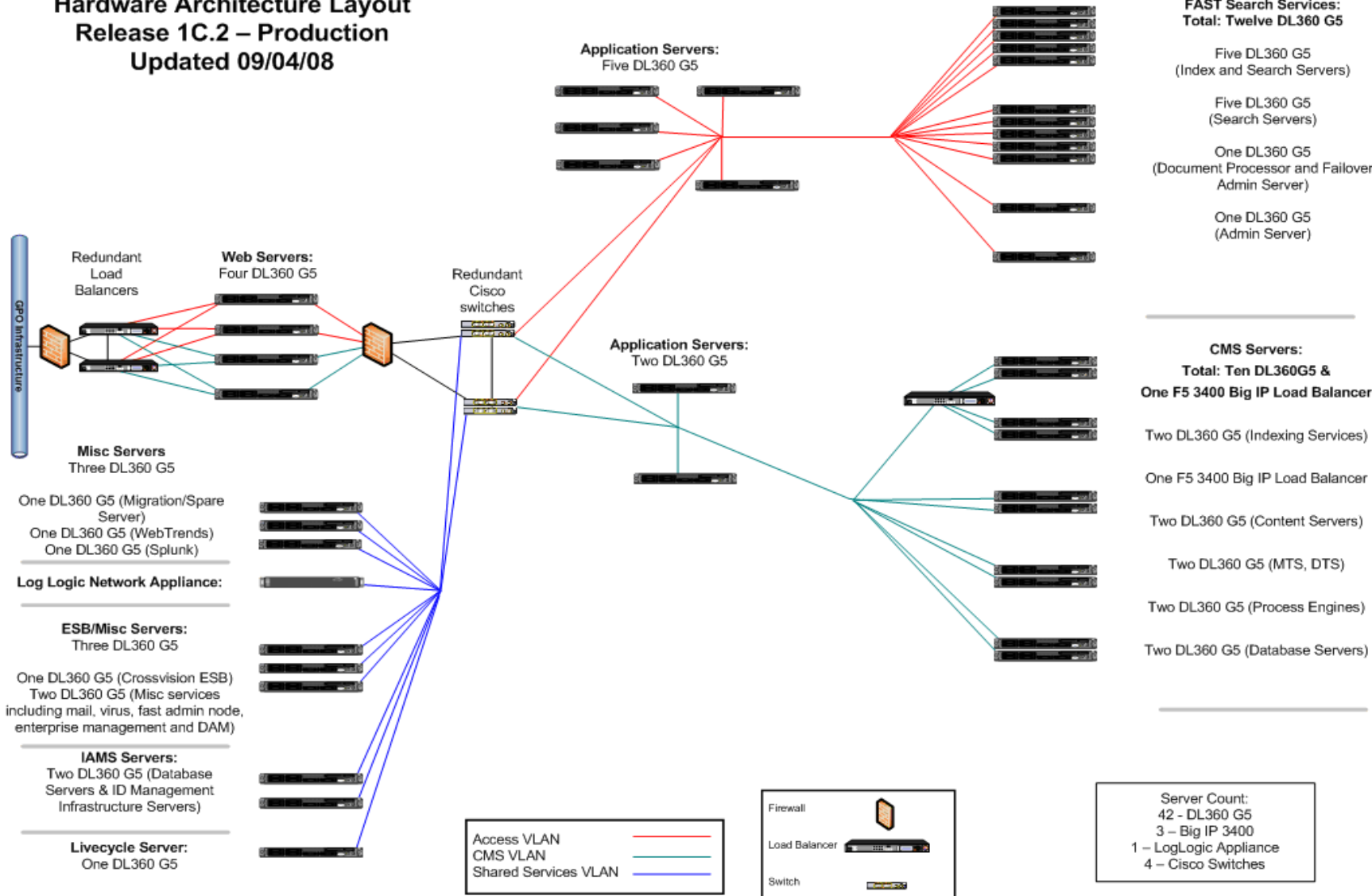


Figure 11.2-1 Hardware Architecture

Appendix