

California Proposition 65 Warning

WARNING: This product contains or emits chemicals known to the state of California to cause cancer and birth defects or other reproductive harm.

Event Data Recorders

This vehicle is equipped with an event data recorder (EDR).

The main purpose of an EDR is to record, in certain crash or near crash-like situations, such as an air bag deployment or hitting a road obstacle, data that will assist in understanding how a vehicle's systems performed. **The EDR is designed to record data related to vehicle dynamics and safety systems for a short period of time, typically 30 seconds or less. The EDR in this vehicle is designed to record such data as:**

- **How various systems in your vehicle were operating;**
- **Whether or not the driver and passenger safety belts were buckled/fastened;**
- **How far (if at all) the driver was depressing the accelerator and/or brake pedal; and,**
- **How fast the vehicle was traveling.**

These data can help provide a better understanding of the circumstances in which crashes and injuries occur. NOTE: EDR data are recorded by your vehicle only if a non-trivial crash situation occurs; no data are recorded by the EDR under normal driving conditions and no personal data (e.g., name, gender, age, and crash location) are recorded. However, other parties, such as law enforcement, could combine the EDR data with the type of personally identifying data routinely acquired during a crash investigation.

To read data recorded by an EDR, special equipment is required, and access to the vehicle or the EDR is needed. In addition to the vehicle manufacturer, other parties, such as law enforcement, that have the special equipment, can read the information if they have access to the vehicle or the EDR.

The data belongs to the vehicle owner and may not be accessed by anyone else except as legally required or with the permission of the vehicle owner.

Service Diagnostic Recorders

This vehicle is equipped with service-related devices that record information about powertrain performance. The data can be used to verify emissions law requirements and/or help technicians diagnose and solve service problems. It may also be combined with data from other sources for research purposes, but it remains confidential.

California Perchlorate Contamination Prevention Act

The airbags, seat belt tensioners, and CR type batteries in this vehicle may contain perchlorate materials - special handling may apply. See www.dtsc.ca.gov/hazardouswaste/perchlorate/

As you read this manual, you will find information that is preceded by a **NOTICE** symbol. This information is intended to help you avoid damage to your vehicle, other property, or the environment.


A Few Words About Safety

Your safety, and the safety of others, is very important. And operating this vehicle safely is an important responsibility.

To help you make informed decisions about safety, we have provided operating procedures and other information on labels and in this manual. This information alerts you to potential hazards that could hurt you or others.

Of course, it is not practical or possible to warn you about all the hazards associated with operating or maintaining your vehicle. You must use your own good judgment.

You will find this important safety information in a variety of forms, including:

- **Safety Labels** - on the vehicle.
- **Safety Messages** - preceded by a safety alert symbol  and one of three signal words: **DANGER**, **WARNING**, or **CAUTION**. These signal words mean:

 **DANGER**

You **WILL** be **KILLED** or **SERIOUSLY HURT** if you don't follow instructions.

 **WARNING**

You **CAN** be **KILLED** or **SERIOUSLY HURT** if you don't follow instructions.

 **CAUTION**

You **CAN** be **HURT** if you don't follow instructions.

- **Safety Headings** - such as Important Safety Precautions.
- **Safety Section** - such as Safe Driving.
- **Instructions** - how to use this vehicle correctly and safely.

This entire book is filled with important safety information - please read it carefully.

This owner's manual should be considered a permanent part of the vehicle and should remain with the vehicle when it is sold.

This owner's manual covers all models of your vehicle. You may find descriptions of equipment and features that are not on your particular model.

Images throughout this owner's manual (including the front cover) represent features and equipment that are available on some, but not all, models. Your particular model may not have some of these features.

This owner's manual is for vehicles sold in the United States and Canada.

The information and specifications included in this publication were in effect at the time of approval for printing. Honda Motor Co., Ltd. reserves the right, however, to discontinue or change specifications or design at any time without notice and without incurring any obligation.

➤ Safe Driving P. 27

For Safe Driving P. 28 Seat Belts P. 33 Airbags P. 41

➤ Instrument Panel P. 69

Indicators P. 70 Gauges and Displays P. 92

➤ Controls P. 127

Lock P. 128 Locking and Unlocking the Doors P. 130
Opening and Closing the Moonroof* P. 152
Adjusting the Seats P. 175
Climate Control System* P. 200

➤ Features P. 205

Audio System P. 206 Audio System Basic Operation P. 213
Customized Features P. 271 HomeLink® Universal Transceiver* P. 282

➤ Driving P. 347

Before Driving P. 348 Towing a Trailer P. 353
Parking Your Vehicle P. 416 Multi-View Rear Camera* P. 417

➤ Maintenance P. 425

Before Performing Maintenance P. 426 Maintenance Minder™ P. 429
Checking and Maintaining Wiper Blades P. 461

➤ Handling the Unexpected P. 483

Tools P. 484 If a Tire Goes Flat P. 485
Overheating P. 497 Indicator, Coming On/Blinking P. 499

➤ Information P. 509

Specifications P. 510 Identification Numbers P. 512
Emissions Testing P. 515 Warranty Coverages P. 517

Contents

Child Safety P. 54

Exhaust Gas Hazard P. 67

Safety Labels P. 68

Opening and Closing the Tailgate P. 140
Operating the Switches Around the Steering Wheel P. 153
Interior Lights/Interior Convenience Items P. 185

Security System P. 147

Opening and Closing the Windows P. 150
Adjusting the Mirrors P. 173
Heating and Cooling System* P. 197

Audio Error Messages P. 262
Bluetooth® HandsFreeLink® P. 284

General Information on the Audio System P. 267
Compass P. 342

Off-Highway Driving Guidelines P. 358
Refueling P. 420

When Driving P. 360
Fuel Economy P. 423

Braking P. 405
Accessories and Modifications P. 424

Maintenance Under the Hood P. 440
Checking and Maintaining Tires P. 465
Heating and Cooling System*/Climate Control System* Maintenance P. 477

Replacing Light Bulbs P. 452
Battery P. 474

Remote Transmitter Care P. 475
Cleaning P. 478

Engine Does Not Start P. 491
Fuses P. 503

Jump Starting P. 494
Emergency Towing P. 506

Shift Lever Does Not Move P. 496
When You Cannot Open the Tailgate P. 507

Devices that Emit Radio Waves P. 513
Authorized Manuals P. 519

Reporting Safety Defects P. 514
Customer Service Information P. 520

Quick Reference Guide P. 4

Safe Driving P. 27

Instrument Panel P. 69

Controls P. 127

Features P. 205

Driving P. 347

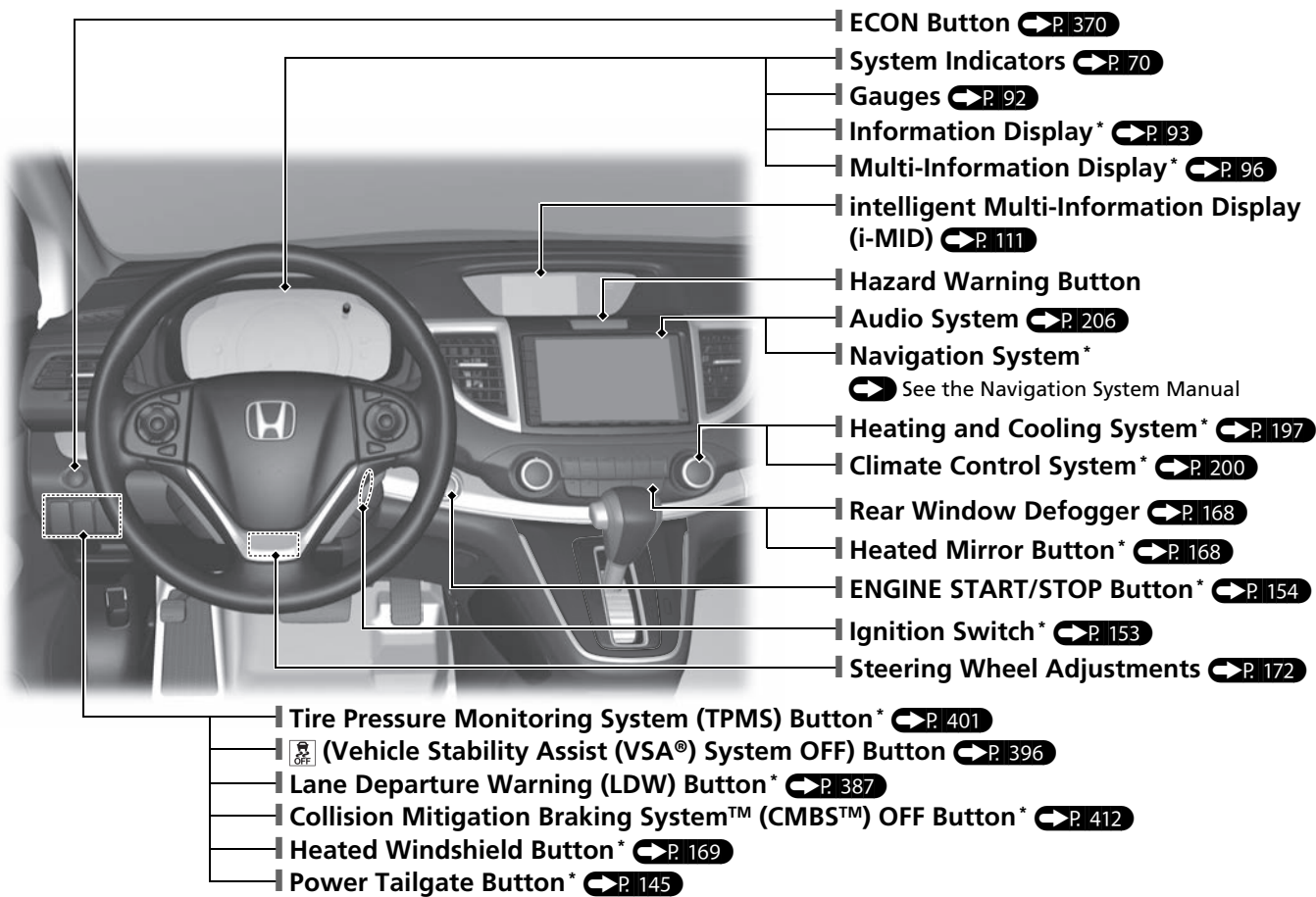
Maintenance P. 425

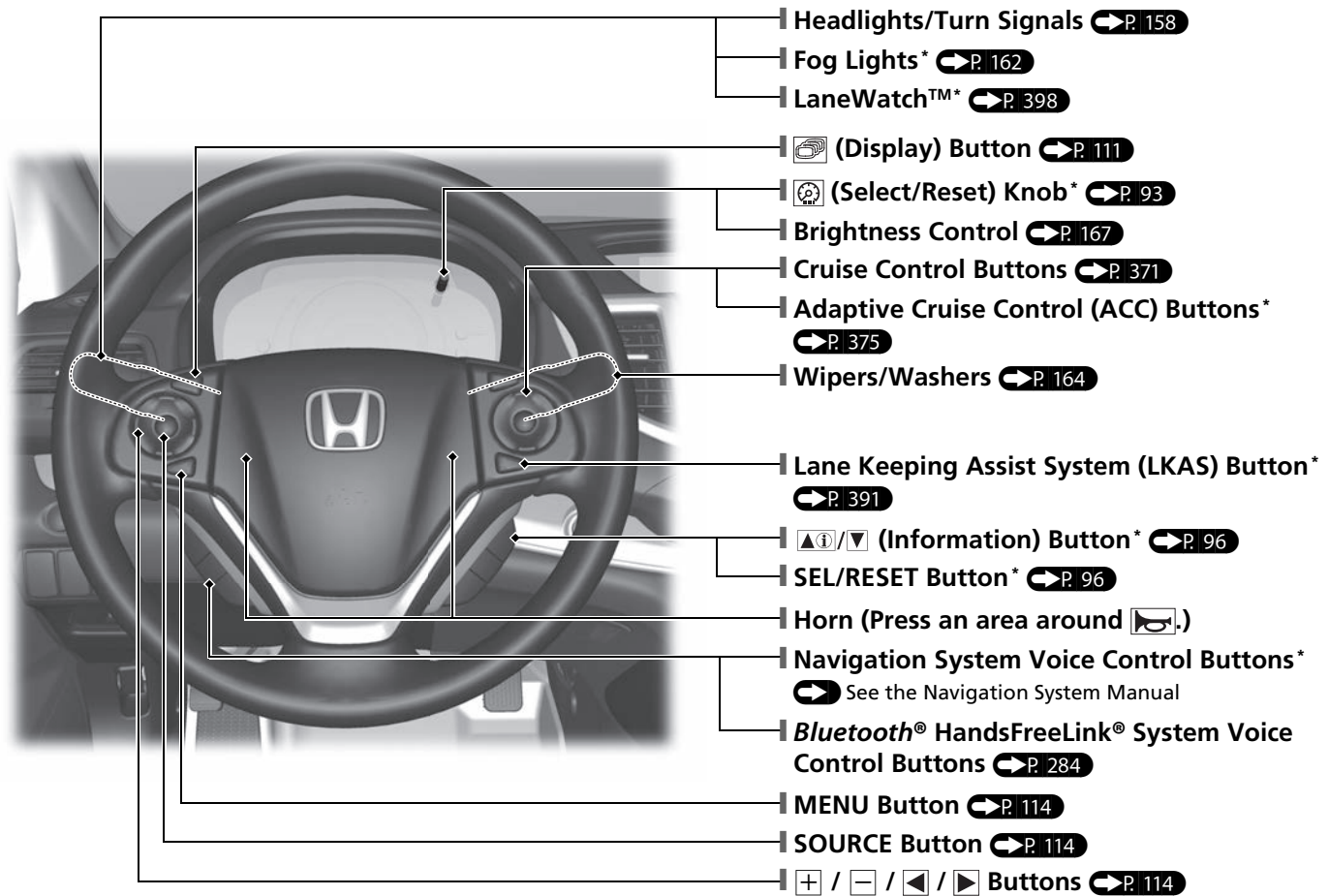
Handling the Unexpected P. 483

Information P. 509

Index P. 522

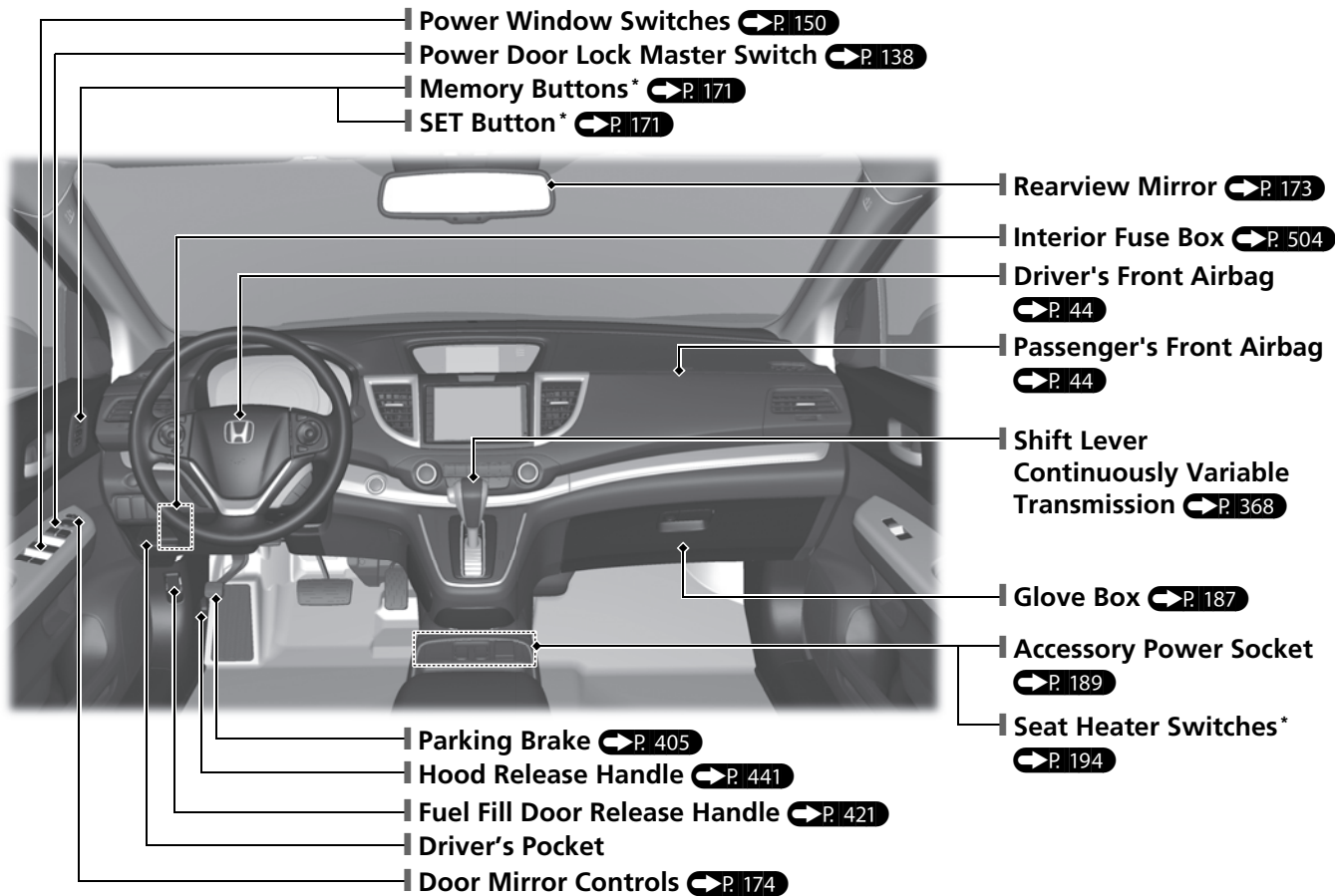
Visual Index

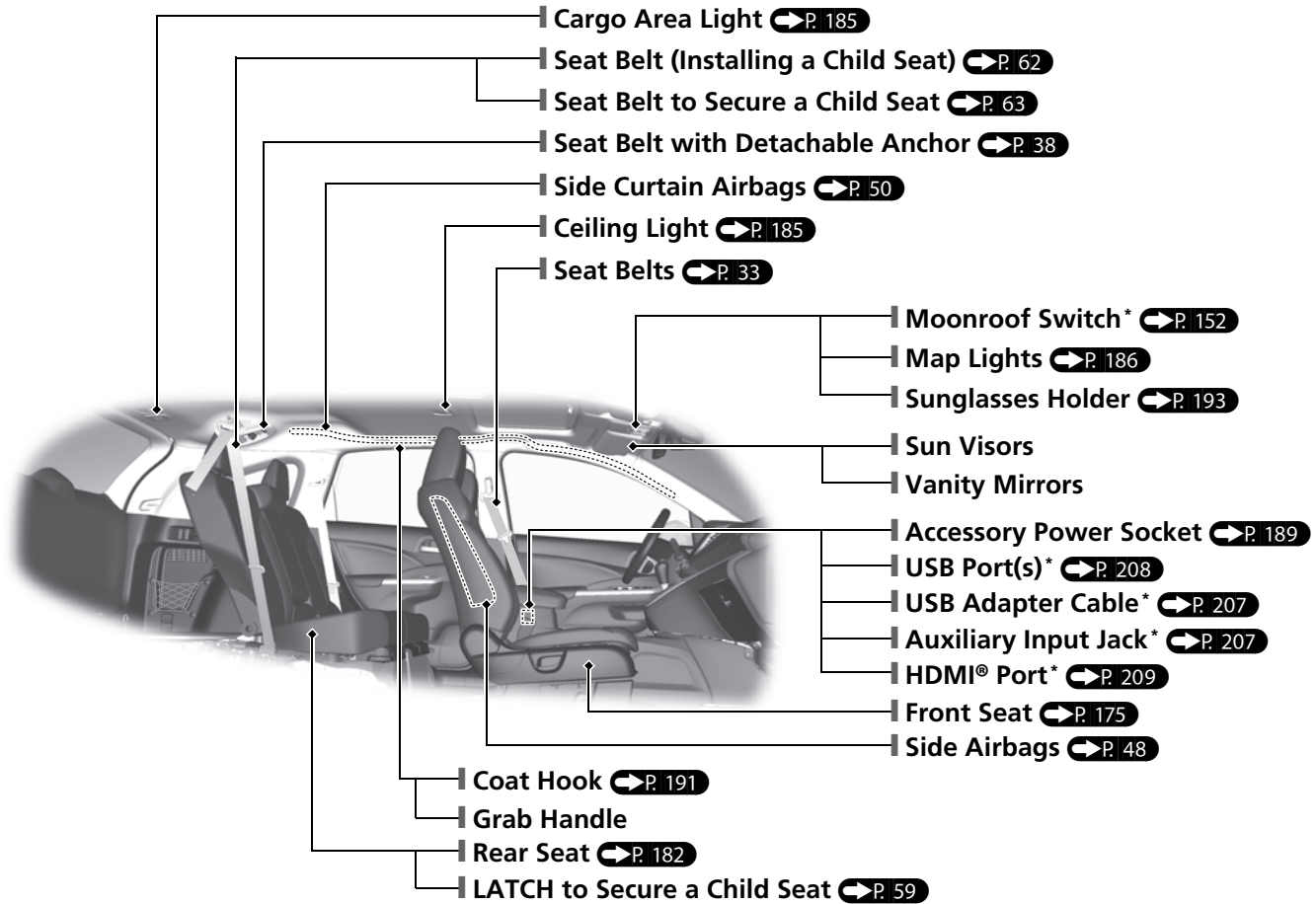




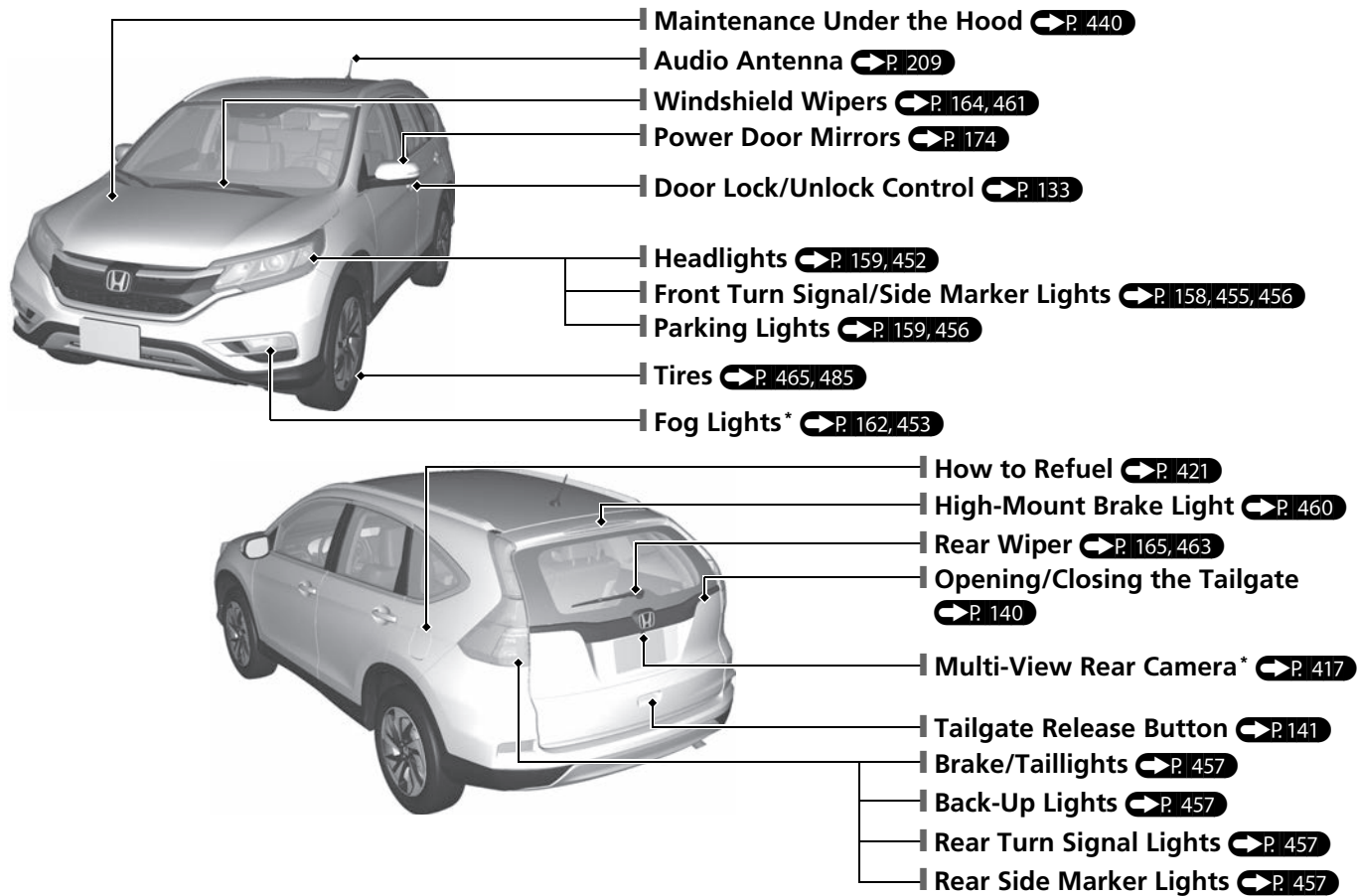
* Not available on all models

Visual Index





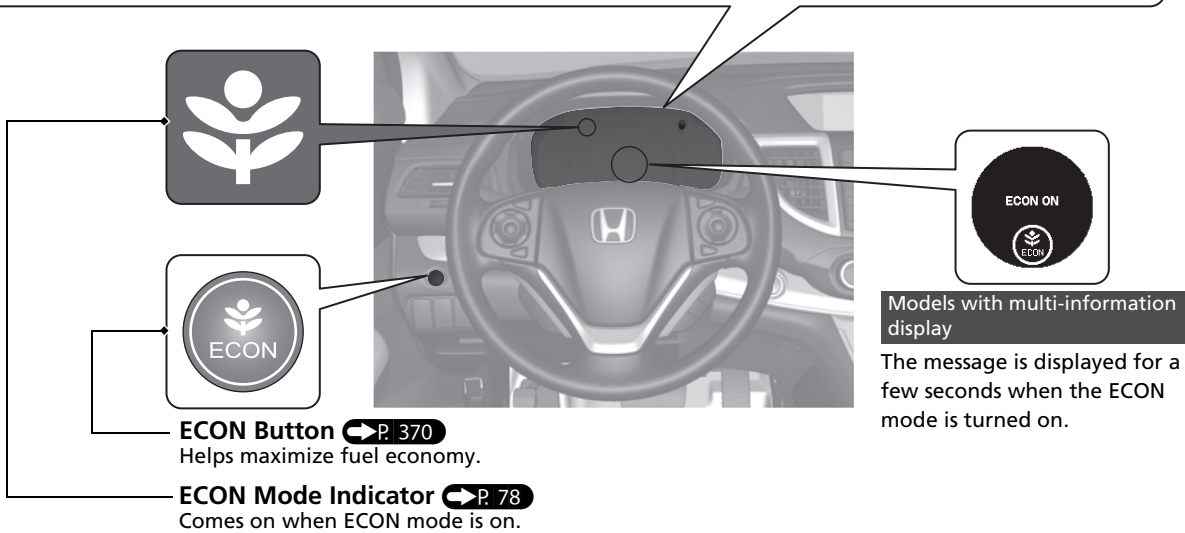
Visual Index



Eco Assist System P. 370

Ambient Meter

- Changes color to reflect your driving style.
Green: Fuel efficient driving
Yellow: Moderate acceleration/ deceleration
White: Aggressive acceleration/ deceleration
- The ambient meter color changes in accordance with your brake or accelerator pedal operation.



ECON Button  P. 370
Helps maximize fuel economy.

ECON Mode Indicator  P. 78
Comes on when ECON mode is on.

Models with multi-information display

The message is displayed for a few seconds when the ECON mode is turned on.

* Not available on all models