

SAMSUNG

REFRIGERATOR

RB195BSSW

RB195BSSB

RB195BSVQ

RB195BSBB

RB215BSSW

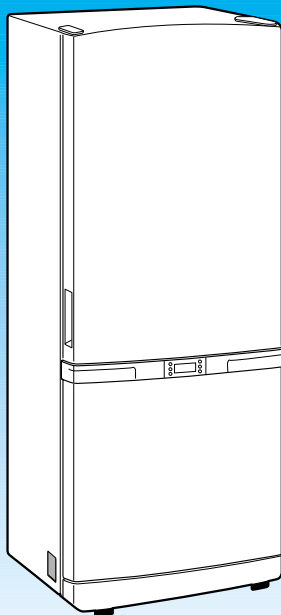
RB215BSSB

RB215BSVQ

RB215BSBB

SERVICE *Manual*

REFRIGERATOR



PRODUCT FEATURE

- Reversible Door
- Auto Ice-Maker
- Fridge Wire Box



WARNING

IMPORTANT SAFETY NOTICE

The service guide is for service men with adequate backgrounds of electrical, electronic, and mechanical experience. Any attempt to repair a major appliance may result in personal injury and property damage. The manufacturer or dealer cannot be responsible for the interpretation of this information.

SAMSUNG ELECTRONICS AMERICA, INC.

Technical Service Guide

Copyright ©2005

All rights reserved. This service guide may not be reproduced in whole or in part in any form without written permission from the SAMSUNG ELECTRONICS Company.

Contents

1. INSTALLATION	4
2. NOMENCLATURE	4
3. PRODUCT SPECIFICATIONS	5
4. ELECTRICAL PART SPECIFICATIONS & STANDARD	5
5. WARRANTY INFORMATION	7
6. INTERIOR VIEWS AND DIMENSIONS	8
7. REFRIGERATION CYCLE AND COOL AIR CIRCULATION ROUTE	10
8. MECHANICAL DISASSEMBLY	12
9. REVERSIBLE THE DOOR SWING	19
10. INSTALLATION OF THE WATER LINE	24
11. TEMP CONTROL & OPERATION FUNCTIONS	25
12. OPERATION PRINCIPLES BY PARTS OF CIRCUIT	46
13. DIAGNOSTICS	54
15. OTHER	72
16. PCB DIAGRAM	75
17. CONNECTOR ARRANGEMENT&DESCRIPTIONS	76
18. BLOCK DIAGRAM	77
19. CIRCUIT DIAGRAM	78
20. WIRING SCHEMATIC	79
21. TEMP TO RESISTANCE OF SENSOR & MICOM PORT VOLTAGE	80

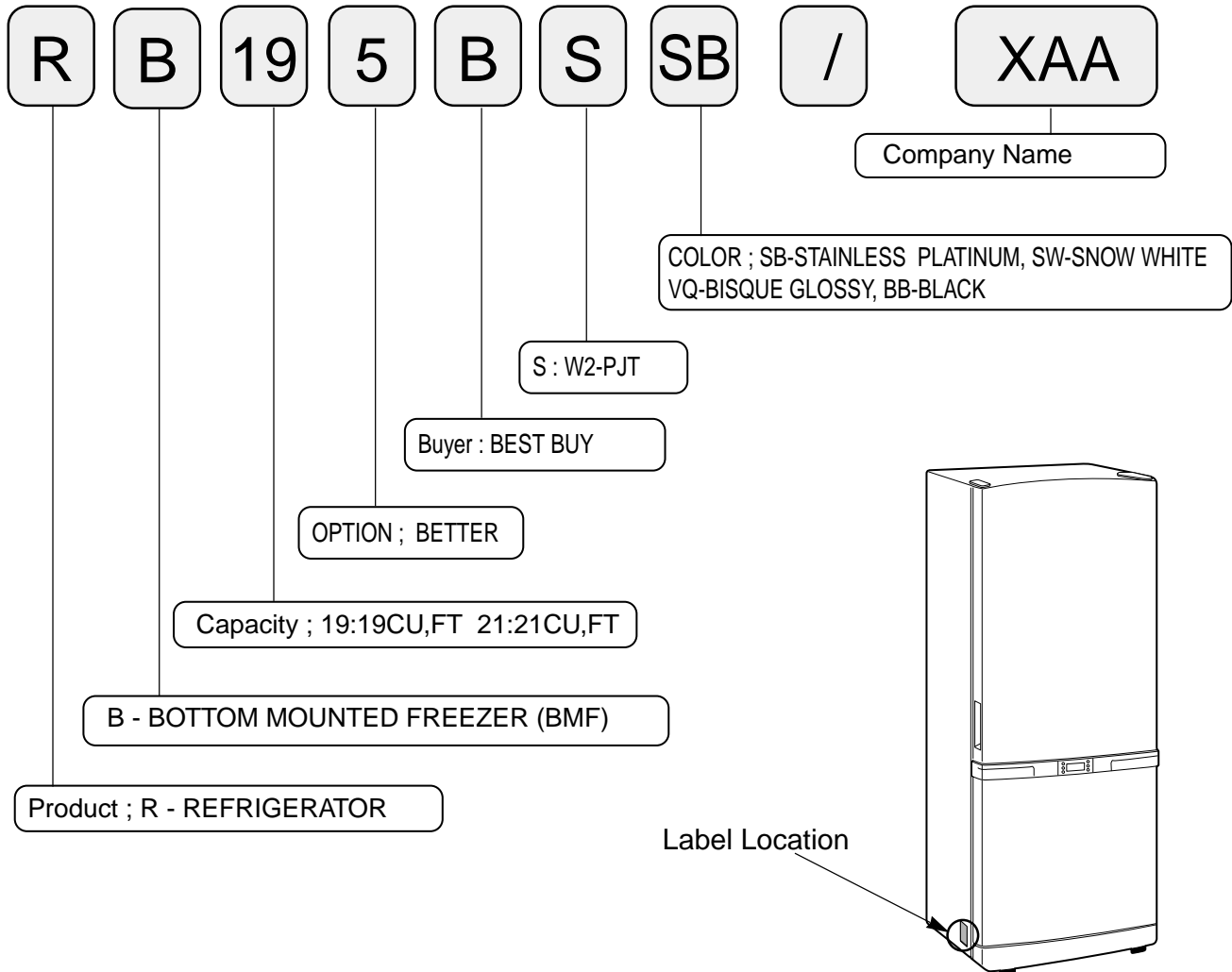
1. INSTALLATION



- 1) **To protect refrigerator in movement**
Use padded hand truck from side only.
- 2) **Remove all protective tape and pad from the refrigerators.**
Connect power cord. Adjust the clearance between the doors.
- 3) **Temperature controls and preset in the factory for recommended settings.**
The refrigerator should runs smoothly and lower the temperature gradually.
- 4) **Once the refrigerator temperature is sufficiently low**
It is recommended to store foods in the refrigerator.
It takes a few hours to reach the preset temperatures.

2. NOMENCLATURE

2005 Models



3. PRODUCT SPECIFICATIONS

Model		RB195BSSW, RB195BSSB, RB195BSVQ, RB195BSBB	RB215BSSW, RB215BSSB, RB215BSBB, RB215BSVQ
Type		BMF 2 Door	
Temperature control		Electronic control	
Net Capacity (ft ³)	Total	18.7	20.4
	Freezer	5.9	6.5
	Refrigerator	12.8	13.9
Net dimension (W × D × H)		32.3 × 28.3 × 69.9	32.3 × 30.3 × 69.9
Foam	Cabinet insulation	CYCLO-PENTANE	
	Door insulation	CYCLO-PENTANE	
Liner	Cabinet	A.B.S	
	Door	A.B.S	
Net weight(lb)		227	241

4. ELECTRICAL PART SPECIFICATIONS & STANDARD

ITEM		STANDARD	
Model		RB195BSSW, RB195BSSB, RB195BSVQ, RB195BSBB	RB215BSSW, RB215BSSB, RB215BSBB, RB215BSVQ
Rated Voltage		115V	
Frequency		60HZ	
Compressor	Model	MK172C-L2U	
	Starting type	RSCR	
	Refrigerant	R134a	
	Oil Charge	Freol α-10c(Ester), 265cc	
Evaporator	Freezer	Split Fin & Tube Type	
	Refrigerator	Split Fin & Tube Type	
Condenser		Forced & Natural Convection Type	
Dryer		Molecular Sieve XH-9	
Capillary tube		ID0.82 × L3000	
Earth screw		BSBN(Brass screw)	
Door switch		AC125V 1.4A(SSD-6D)	

ELECTRICAL PART SPECIFICATIONS & STANDARD

ITEM			STANDARD			
Temperature	Freezer	Type	Temperature Selection	ON(°F)	OFF(°F)	
		F-Sensor	-14°F	-12.0°F	-16.0°F	
			-2°F	0°F	-4°F	
			8°F	10°F	6°F	
	Refrigerator	Type	Temperature Selection	ON(°F)	OFF(°F)	
		R-Sensor	34°F	36°F	32°F	
38°F			40°F	36°F		
		46°F	48°F	44°F		
Electrical parts	Defrosting	First Defrost Cycle (Concurrent Defrost of F and R)		4hr ±10min		
		Defrost Cycle(FRE)		Min. 12hrs, Max. 22Hrs		
		Defrost Cycle(REF)		Min. 6hrs, Max. 11Hrs		
		Pause Time		10±2min		
	Sensor	Freezer-Sensor		THERMISTOR (502AT), SPEC:5.0KΩ AT 77°F		
		Refrigerator-Sensor				
		FRE Evap-Sensor				
		REF Evap-Sensor				
		Ambient TEMP-Sensor				
	Heater	Defrost Heater(FRE)		242W		
		Drain Heater(FRE)		52W		
		Defrost Heater(REF)		120W		
		Drain Heater(REF)		38W		
		Ice-maker Heater		10W		
	Fuse	Thermal-Fuse for preventing overheating of Freezer Defrost-Heater		AC250V 10A 77±5°C		
		Thermal-Fuse for preventing overheating of Freezer Defrost-Heater				
Capacitor	RUNNING	RSCR 250VAC, 12μF				
Over-Load Protector	MODEL	4TM437RHBYY-53				
	TEMP. ON	130±5				
STARTING- RELAY	TEMP. OFF	69±9				
	MODEL	J531Q33E100M200-2				
	OPERATION	10±20%				
MOTOR-FAN	FRE.	IS3210-SNP6D				
	REF.	IS3208-SNP6H				
	CIRCUIT	IS3208-SCH6A				
LAMP	FRE(INCANDESCENT)	110V-130V/15W x2				
	REF(INCANDESCENT)	110V-130V/30W				

5. WARRANTY INFORMATION

SAMSUNG REFRIGERATOR (18 Cubic Feet and Larger Capacity)

LIMITED WARRANTY TO ORIGINAL PURCHASER

This SAMSUNG brand product, as supplied and distributed by Samsung Electronics America, Inc. (SAMSUNG) and delivered new, in the original carton to the original consumer purchaser, is warranted by SAMSUNG against manufacturing defects in materials and workmanship for a limited warranty period of:

One (1) Year Parts and Labor on Refrigerator
Five (5) Years Parts and Labor on Sealed Refrigeration System Only*
(*Compressor, evaporator, condenser, drier, connecting tubing)

This limited warranty begins on the original date of purchase, and is valid only on products purchased and used in the United States. To receive warranty service, the purchaser must contact SAMSUNG for problem determination and service procedures. Warranty service can only be performed by a SAMSUNG authorized service center. The original dated bill of sale must be presented upon request as proof of purchase to SAMSUNG or SAMSUNG's authorized service center.

SAMSUNG will repair or replace any part found to be defective, at our option and at no charge as stipulated herein, with new or reconditioned parts during the limited warranty period specified above. All replaced parts and products become the property of SAMSUNG and must be returned to SAMSUNG. Replacement parts and products assume the remaining original warranty, or ninety (90) days, whichever is longer.

In-home service will be provided during the warranty labor period subject to availability within the contiguous United States. In-home service is not available in all areas. To receive in-home service, the product must be unobstructed and accessible from floor level to service personnel. If during in-home service repair cannot be completed, it may be necessary to remove, repair and return the product. If in-home service is unavailable, SAMSUNG may elect, at our option, to provide for transportation of our choice to and from a SAMSUNG authorized service center. Otherwise, transportation to and from the SAMSUNG authorized service center is the responsibility of the purchaser.

This limited warranty covers manufacturing defects in materials and workmanship encountered in normal, noncommercial use of this product, and shall not apply to the following, including, but not limited to: damage which occurs in shipment; delivery and installation; applications and uses for which this product was not intended; altered product or serial numbers; cosmetic damage or exterior finish; accidents, abuse, neglect, fire, water, lightning or other acts of nature; use of products, equipment, systems, utilities, services, parts, supplies, accessories, applications, installations, repairs, external plumbing and leaks, external wiring, circuit breakers, fuses or connectors not supplied and authorized by SAMSUNG, or which damage this product or result in service problems; incorrect electrical line voltage, fluctuations and surges; customer adjustments and failure to follow operating instructions, cleaning, maintenance and environmental instructions that are covered and prescribed in the instruction book; loss of food due to spoilage; consumable items including filters and light bulbs.

THERE ARE NO EXPRESS WARRANTIES OTHER THAN THOSE LISTED AND DESCRIBED ABOVE, AND NO WARRANTIES WHETHER EXPRESS OR IMPLIED, INCLUDING, BUT NOT LIMITED TO, ANY IMPLIED WARRANTIES OF MERCHANTABILITY OR FITNESS FOR A PARTICULAR PURPOSE, SHALL APPLY AFTER THE EXPRESS WARRANTY PERIODS STATED ABOVE, AND NO OTHER EXPRESS WARRANTY OR GUARANTY GIVEN BY ANY PERSON, FIRM OR CORPORATION WITH RESPECT TO THIS PRODUCT SHALL BE BINDING ON SAMSUNG. SAMSUNG SHALL NOT BE LIABLE FOR LOSS OF REVENUE OR PROFITS, FAILURE TO REALIZE SAVINGS OR OTHER BENEFITS, OR ANY OTHER SPECIAL, INCIDENTAL OR CONSEQUENTIAL DAMAGES CAUSED BY THE USE, MISUSE OR INABILITY TO USE THIS PRODUCT REGARDLESS OF THE LEGAL THEORY ON WHICH THE CLAIM IS BASED, AND EVEN IF SAMSUNG HAS BEEN ADVISED OF THE POSSIBILITY OF SUCH DAMAGES. NOR SHALL RECOVERY OF ANY KIND AGAINST SAMSUNG BE GREATER IN AMOUNT THAN THE PURCHASE PRICE OF THE PRODUCT SOLD BY SAMSUNG AND CAUSING THE ALLEGED DAMAGE. WITHOUT LIMITING THE FOREGOING, PURCHASER ASSUMES ALL RISK AND LIABILITY FOR LOSS, DAMAGE OR INJURY TO PURCHASER AND PURCHASER'S PROPERTY AND TO OTHERS AND THEIR PROPERTY ARISING OUT OF THE USE, MISUSE OR INABILITY TO USE THIS PRODUCT SOLD BY SAMSUNG NOT CAUSED DIRECTLY BY THE NEGLIGENCE OF SAMSUNG. THIS LIMITED WARRANTY SHALL NOT EXTEND TO ANYONE OTHER THAN THE ORIGINAL PURCHASER OF THIS PRODUCT, IS NONTRANSFERABLE AND STATES YOUR EXCLUSIVE REMEDY.

Some states do not allow limitations on how long an implied warranty lasts, or the exclusion or limitation of incidental or consequential damages, so the above limitations or exclusions may not apply to you. This warranty gives you specific legal rights, and you may also have other rights, which vary from state to state.

To obtain warranty service, please contact SAMSUNG at:

SAMSUNG CUSTOMER CARE CENTER
400 Valley Road, Suite 201, Mt. Arlington, NJ 07856, Tel: 973-601-6000, Fax: 973-601-6001
1-800-SAMSUNG (1-800-726-7864) and www.SAMSUNGUSA.com

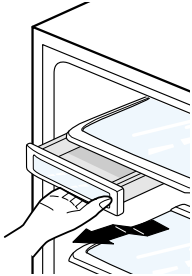
061002

6. Interior Views and Dimensions

6-1) Shelves and Bins

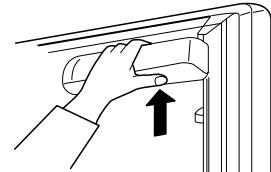
- Deli drawer

Pull it out to disassemble.



- Door Bin


Push it up and slide it out to disassemble.



Light

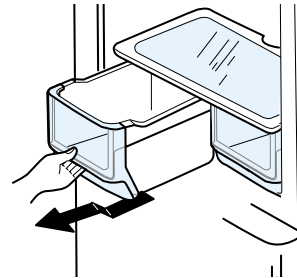
- Glass Shelf

Pull it out until its stop
Tilt down and slide it out.

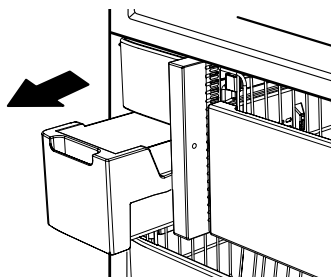


- Gallon Bin

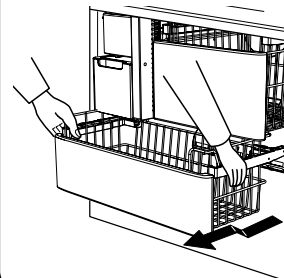
- Vegetable Drawer



- Ice trays

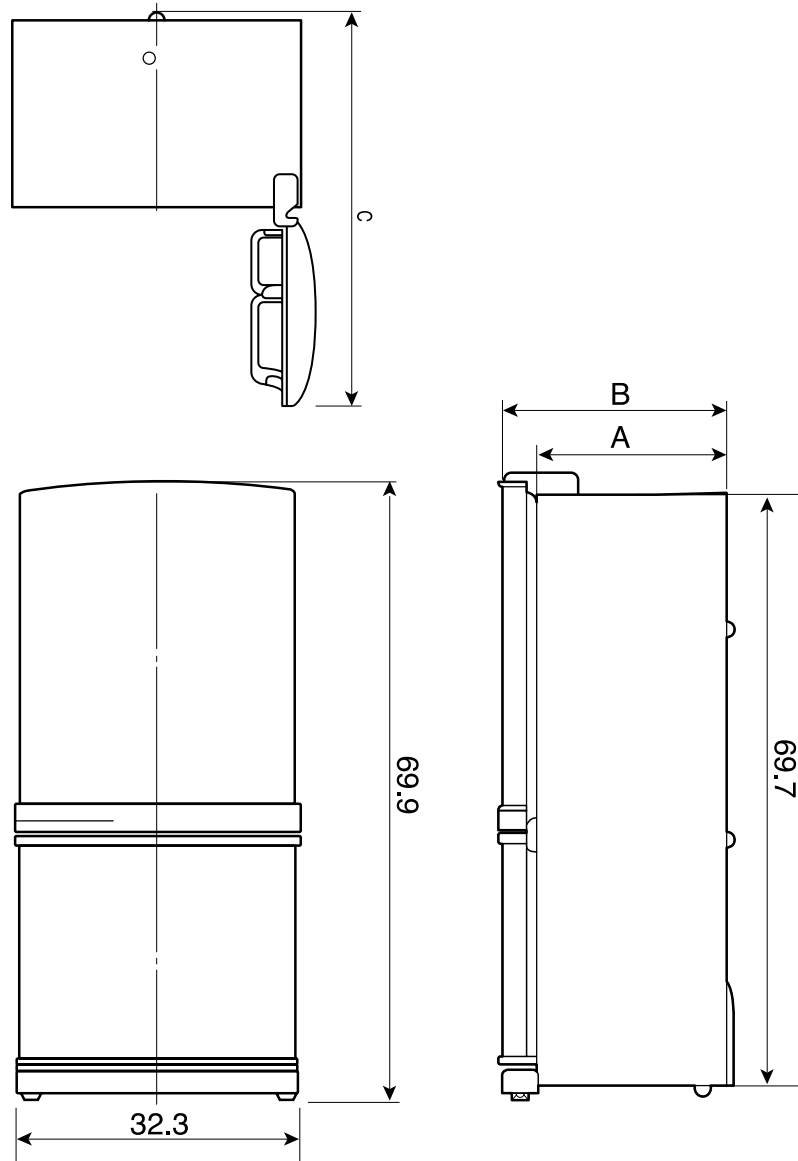


- Freezer Drawer



Interior Views and Dimensions

6-2) Dimensions of Refrigerator (Inches)



MODEL	A	B	C
RB195	24.3	28.3	57.8
RB215	26.3	30.3	59.8

7. Refrigeration Cycle and Cool Air Circulation Route

7-1) Refrigerant Route in Refrigeration cycle

Compressor → Sub condenser → Cluster pipe → Hot pipe → Dryer → Capillary tube
→ R-Evaporator → F-Evaporator → Accumulator → Suction pipe → Compressor

