

Gantt Chart Project Timeline

Task 1 Here
Jan 5 - Jun 1

Task 2 Here
Mar 2 - Jul 14

Task 3 Here
Mar 14 - Oct 2

Task 4 Here
Apr 25 - Oct 20

Task 5 Here
Aug 29 - Nov 30

Project Kickoff
Jan 10

Milestone 1 Here
Apr 14

Milestone 2 Here
Jun 29

Milestone 3 Here
Sep 4

Project Close
Nov 30

2013

Jan | Feb | Mar | Apr | May | Jun | Jul | Aug | Sep | Oct | Nov

Today

You can easily change this template or build new timelines quickly, right inside PowerPoint!

Office Timeline is a **FREE**, award winning, timeline maker that's really easy to use.

- Simple, easy-to-use wizards.
- Professional, quick results.
- Built directly into PowerPoint

EDIT YOUR TIMELINE

Enter tasks and select task properties

Color	Start Date	End Date	Duration	Title	Shape	Del
Red	01/15/2013	04/30/2013	76 days	Recruit	<input type="checkbox"/>	<input checked="" type="checkbox"/>
Red	03/30/2013	04/30/2013	22 days	Legal Agreements	<input type="checkbox"/>	<input checked="" type="checkbox"/>
Blue	04/15/2013	06/30/2013	55 days	Architecture Review	<input type="checkbox"/>	<input checked="" type="checkbox"/>
Blue	04/15/2013	06/30/2013	55 days	Training Calls	<input type="checkbox"/>	<input checked="" type="checkbox"/>
Orange	06/30/2013	10/31/2013	89 days	Partner Development	<input type="checkbox"/>	<input checked="" type="checkbox"/>
Green	10/15/2013	11/30/2013	34 days	Marketing	<input type="checkbox"/>	<input checked="" type="checkbox"/>

2 Tasks

2 Choose dates, colors and shapes.

CREATE NEW TIMELINE

Select a new timeline type or choose from a template

NEW TEMPLATES

Gantt

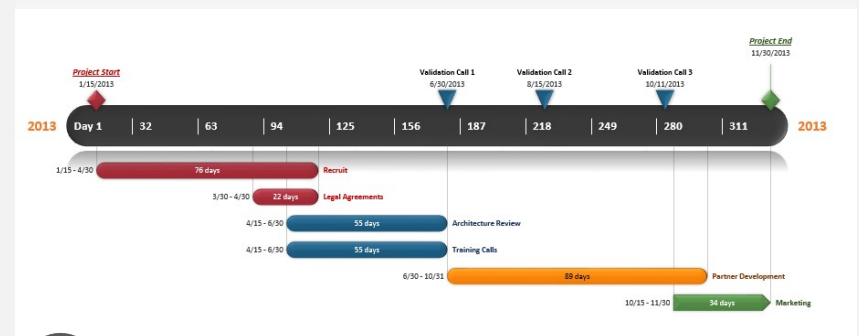
Phases

Rounded

Leaf

1 New Timeline

1 Open your template or select a new one.

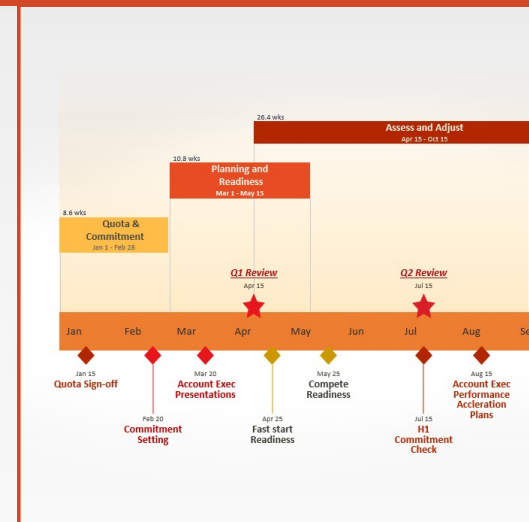
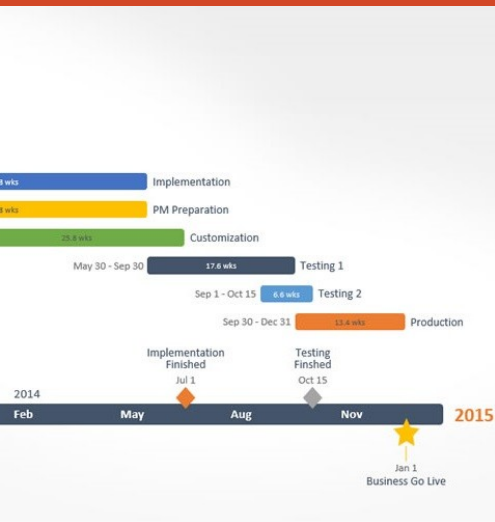


3 Click Finish to create your slide.

FREE
DOWNLOAD

Get the Free Edition Now

Easily edit this template and create other beautiful timelines quickly, right inside PowerPoint.



Copyright © 2012, Office Timeline, LLC. All rights reserved.

Download Now 

www.FPPT.com/OfficeTimeline

