

RULED PAPER

(Have fun using these. Click on the links below to take you to each page.)

[10 pt. ruled black](#)

[10 pt. ruled color dark separated](#) (Use a color printer for this page)

[10 pt. ruled color dark](#) (Use a color printer for this page)

[16 pt. ruled legal](#) (prints on 8½" X 14" paper)

[16 pt. ruled](#)

[48 pt. ruled](#) (Good to use with students who need to type a draft paper and need to edit above it. Decreases visual clutter)

[72 pt. ruled](#) (Good to use with students who need to type a draft paper and need to edit above it. Decreases visual clutter)

[Columns](#) (Use for math, to help kids line up numbers)

[Columns2](#) (Bold lines - Use for math, to help kids line up numbers)

[Grids](#) (large squares for doing math)

[Small grid](#) (small squares for doing math)

[Spacing- -- gray](#) (This was set up for a student who had difficulty spacing between words. He was instructed to leave 2 dashes between words. We started with the black spacing paper, and faded the color to gray)

[Spacing](#) (Black dashed lines to help with learning to write with good spacing)

[Spacing paper](#) (A different type of spacing paper)

This image shows a sheet of primary-ruled paper. It features 10 sets of horizontal lines. Each set is composed of two blue lines at the top, a red line in the middle, two blue lines below that, and a final blue line at the bottom of the set. The sets are separated by a larger gap, creating a repeating pattern of writing lines.

10 pt. ruled color dk separated


10 pt. ruled color dk

Blank legal form with 16 horizontal lines and 16 vertical margin lines.

Lined writing paper template with alternating thin and thick horizontal lines.


16 pt. ruled

72 pt. ruled



grids

Grids



small grid

Grids




spacing- --gray

Spacing _ _ grey

Handwriting practice lines consisting of 20 horizontal dashed lines.

spacing- --

Spacing _ _ _



spacing paper

Spacing _ _