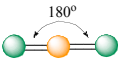
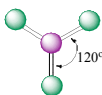

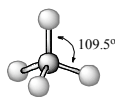
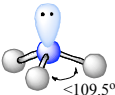
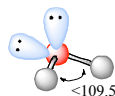
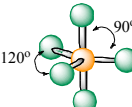
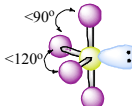
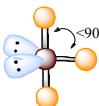
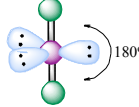
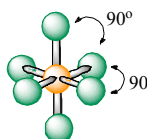
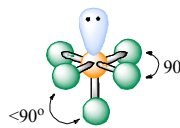
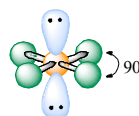


Molecular Geometry Chart

# of Electron Groups	Number of Lone Pairs	Electron Pair Arrangement	Molecular Geometry	Approximate Bond Angles
2	0	linear		180°
3	0	trigonal planar		120°
	1	bent		<120°
4	0	tetrahedral		109.5°
	1	trigonal pyramid		<109.5° (~107°)
	2	bent		<109.5° (~105°)
5	0	trigonal bipyramidal		90°, 120°
	1	see-saw		<90°, <120°
	2	T-structure		<90°
	3	linear		180°
6	0	octahedral		90°, 90°
	1	square pyramidal		90°, <90°
	2	square planar		90°