
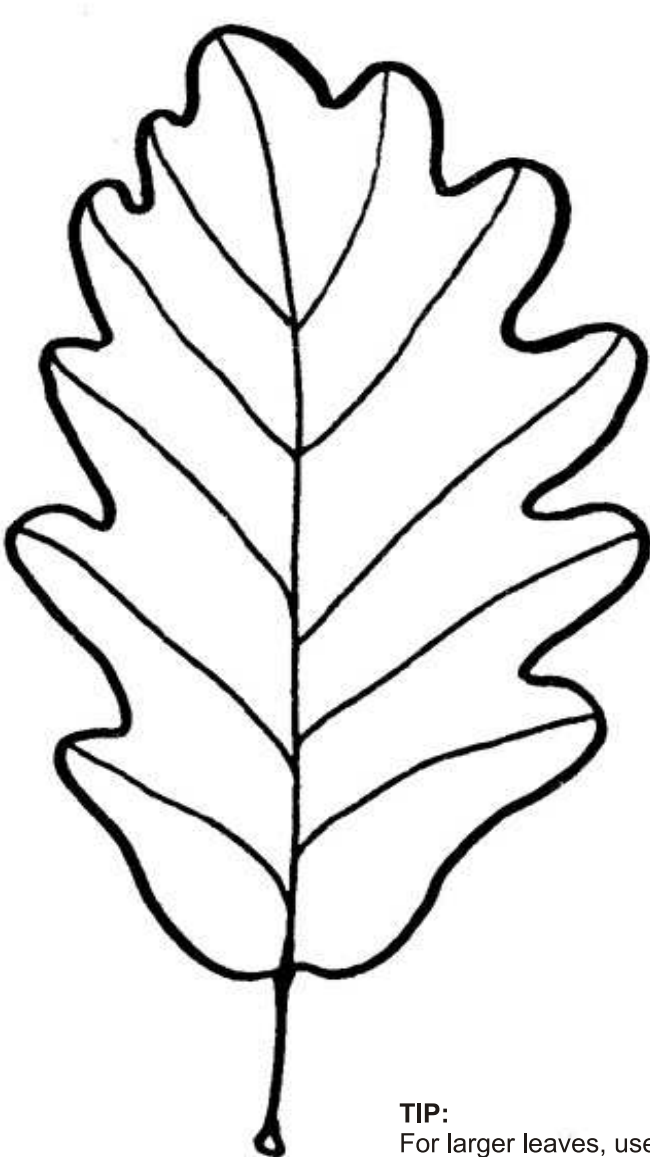


Shrink Art

- Use the templates below to create custom shrink art sun catchers and Fall decorations. Simply lay a PolyShrink sheet over the desired shape and trace over the template. Color your design, punch a hole for a string, then shrink! When your leaves are done, hang them from your windows or use as a table decoration.

Bring the beautiful colors of Fall into your home!

For more information about PolyShrink sheets, visit us at <http://www.escapadedirect.com/polyshrinkc.html>



TIP:
For larger leaves, use a copy machine to enlarge the templates.



Helping children think... outside the box.™

Visit us online!

Go to <http://www.escapadedirect.com> for thousands of educational products and books, and for hundreds of FREE activities, printables, games, and more!

www.EscapadeDirect.com

Copyright © 2009 Escapade Direct LLC


Get more from <http://www.getforms.org>

Shrink Art

- Use the templates below to create custom shrink art sun catchers and Fall decorations. Simply lay a PolyShrink sheet over the desired shape and trace over the template. Color your design, punch a hole for a string, then shrink! When your leaves are done, hang them from your windows or use as a table decoration.

Bring the beautiful colors of Fall into your home!

For more information about PolyShrink sheets, visit us at <http://www.escapadedirect.com/polyshrinkc.html>



TIP:
For larger leaves, use a copy machine to enlarge the templates.



Helping children think... outside the box.™

Visit us online!
Go to <http://www.escapadedirect.com> for thousands of educational products and books, and for hundreds of FREE activities, printables, games, and more!

www.EscapadeDirect.com

Copyright © 2009 Escapade Direct LLC

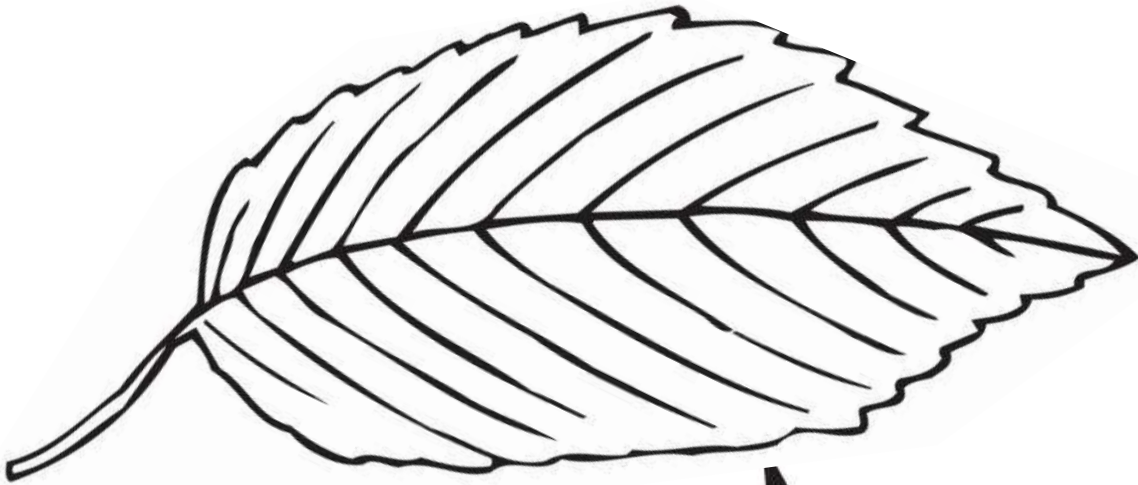
Get more from <http://www.getforms.org>

Shrink Art

- Use the templates below to create custom shrink art sun catchers and Fall decorations. Simply lay a PolyShrink sheet over the desired shape and trace over the template. Color your design, punch a hole for a string, then shrink! When your leaves are done, hang them from your windows or use as a table decoration.

Bring the beautiful colors of Fall into your home!

For more information about PolyShrink sheets, visit us at <http://www.escapadedirect.com/polyshrinkc.html>



TIP:
For larger leaves, use a copy machine to enlarge the templates.



Helping children think... outside the box.™

Visit us online!

Go to <http://www.escapadedirect.com> for thousands of educational products and books, and for hundreds of FREE activities, printables, games, and more!

www.EscapadeDirect.com

Copyright © 2009 Escapade Direct LLC

Get more from <http://www.getforms.org>

Shrink Art

- Use the templates below to create custom shrink art sun catchers and Fall decorations. Simply lay a PolyShrink sheet over the desired shape and trace over the template. Color your design, punch a hole for a string, then shrink! When your leaves are done, hang them from your windows or use as a table decoration.

Bring the beautiful colors of Fall into your home!

For more information about PolyShrink sheets, visit us at <http://www.escapadedirect.com/polyshrinkc.html>



TIP:
For larger leaves, use a copy machine to enlarge the templates.



Helping children think... outside the box.™

www.EscapadeDirect.com

Copyright © 2009 Escapade Direct LLC

Get more from <http://www.getforms.org>

Visit us online!
Go to <http://www.escapadedirect.com> for thousands of educational products and books, and for hundreds of FREE activities, printables, games, and more!