

MARTIN GARDNER TREASURE HUNT HEXAHEXAFLEXAGON



FOLDING GUIDE

1. MAKE SURE YOU HAVE GLUED YOUR CUT OUT INTO ONE STRIP SO THAT THERE IS A PRINTED PATTERN ON BOTH SIDES

FRONT

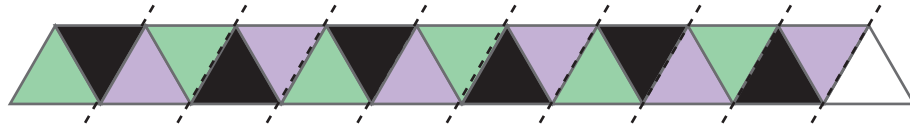


BACK



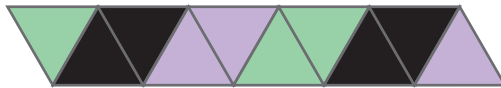
2. MAKE MOUNTAIN FOLDS ALONG THE LINES SHOWN BELOW:

FOLDS



3. NOW FOLD THE STRIP SO THAT IT LOOKS LIKE THE DIAGRAM BELOW:

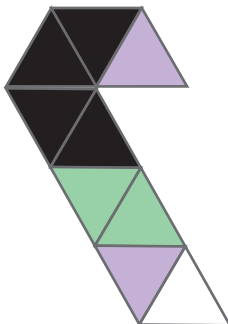
FRONT



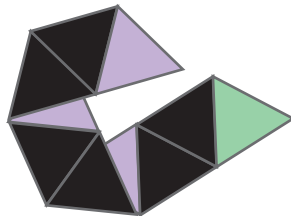
BACK



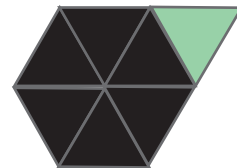
4. NOW FOLD YOUR STRIP IN TO THE SHAPE SHOWN HERE:



5. ...AND FOLD AGAIN LIKE SO:



6. BEND THE GREEN FLAP AWAY FROM YOU & GLUE THE 2 UNPRINTED FLAPS TOGETHER



..AND NOW YOU HAVE A WORKING HEXAHEXAFLEXAGON!