




































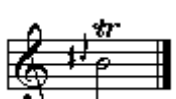


# Oboe Trill Chart

Trill	Written	Fingering		Description	Src.
A $\flat$ <sub>3</sub> -B <sub>3</sub> B $\flat$ <sub>3</sub> -C <sub>4</sub>		123 <sup>B<math>\flat</math></sup>  123 <sup>C</sup>		Close low B with knee. Requires low B $\flat$ key.	
		123 <sup>B<math>\flat</math></sup>  123 <sup>C</sup>			
A $\flat$ <sub>3</sub> -B $\flat$ <sub>3</sub> B $\flat$ <sub>3</sub> -C <sub>4</sub>		123 <sup>B<math>\flat</math></sup>  123 <sup>C</sup>			
		123 <sup>B<math>\flat</math></sup>  123 <sup>C</sup>			
B <sub>3</sub> -C <sub>4</sub>		123 <sup>B</sup>  123 <sup>C</sup>			
		123 <sup>B</sup>  123 <sup>C</sup>			
B <sub>3</sub> -C $\sharp$ <sub>4</sub> C $\flat$ <sub>4</sub> -D $\flat$ <sub>4</sub>		123 <sup>B</sup>  123 <sup>C<math>\sharp</math></sup>			
		123 <sup>B</sup>  123 <sup>C<math>\sharp</math></sup>			
B $\flat$ <sub>3</sub> -C $\sharp$ <sub>4</sub> C <sub>4</sub> -D $\flat$ <sub>4</sub>		123 123 <sup>C<math>\sharp</math></sup>			
C <sub>4</sub> -D <sub>4</sub>		123 123 <sup>C</sup>			
C $\sharp$ <sub>4</sub> -D <sub>4</sub>		123 123 <sup>C<math>\sharp</math></sup>			
C $\sharp$ <sub>4</sub> -D $\flat$ <sub>4</sub> D $\flat$ <sub>4</sub> -E $\flat$ <sub>4</sub>		123 <sup>E<math>\flat</math></sup>  123 <sup>C<math>\sharp</math></sup>			
D <sub>4</sub> -E $\flat$ <sub>4</sub>		123 123 <sup>E<math>\flat</math></sup>			
		123 <sup>E<math>\flat</math></sup>  123			
D <sub>4</sub> -E <sub>4</sub>		123 123			
D $\flat$ <sub>4</sub> -E <sub>4</sub> E $\flat$ <sub>4</sub> -F $\flat$ <sub>4</sub>		123 <sup>E<math>\flat</math></sup>  123			
		123 123 <sup>E<math>\flat</math></sup>			

# Oboe Trill Chart

<b>D<sub>4</sub>-E<sub>4</sub></b> <b>E<sub>4</sub>-F<sub>4</sub></b>		123 1 <b>2</b> 3 <sub>E<sub>b</sub></sub>			
		123 <sup>E<sub>b</sub></sup>  1 <b>2</b> 3			
<b>E<sub>4</sub>-F<sub>4</sub></b>		123 1 <b>2</b> F <sup>-</sup>			
		123 <sup>F</sup>  1 <b>2</b> -			
<b>E<sub>4</sub>-F<sub>4</sub></b> <b>F<sub>4</sub>-G<sub>4</sub></b>		123 1 <b>2</b> -			
<b>F<sub>4</sub>-G<sub>4</sub></b>		123 1 <b>2</b> F <sup>-</sup>			
		123 1 <b>3</b>			
<b>F<sub>4</sub>-G<sub>4</sub></b>		123 1 <b>2</b> F <sup>-</sup>			
		123 1 <b>3</b>			
<b>F<sub>4</sub>-G<sub>4</sub></b>		123 1--			
<b>F<sub>4</sub>-G<sub>4</sub></b> <b>G<sub>4</sub>-A<sub>4</sub></b>		123 <sup>G<sub>#</sub></sup>  1--			
<b>G<sub>4</sub>-A<sub>4</sub></b>		123  <b>G<sub>#</sub></b> ---			
		123 <sup>G<sub>#</sub></sup>  ---			
<b>G<sub>4</sub>-A<sub>4</sub></b>		123 ---			
<b>G<sub>4</sub>-A<sub>4</sub></b>		123  <b>A</b> ---		For closed-hole models.	
		123 <sup>G<sub>#</sub></sup>  ---			
<b>G<sub>4</sub>-A<sub>4</sub></b> <b>A<sub>4</sub>-B<sub>4</sub></b>		123 <sup>G<sub>#</sub></sup>  --3			
		123  <b>G<sub>#</sub></b> ---		For open-hole models.	
		123 <sup>G<sub>#</sub></sup>   <b>A</b> ---			

# Oboe Trill Chart

A <sub>4</sub> -B <sub>4</sub>		12-1--	●●○ ●○○		
A <sub>4</sub> -B <sub>4</sub>		12- ---	●●○ ○○○		
A <sub>4</sub> <sup>♯</sup> -B <sub>4</sub> B <sub>4</sub> <sup>♭</sup> -C <sub>5</sub>		12- <sup>G#</sup> 1--	●●○  <sup>G#</sup> ○○○		
		1 <sub>B</sub> 2- 1--	●●○ ●○○○		
A <sub>4</sub> <sup>♯</sup> -B <sub>4</sub> <sup>♯</sup> B <sub>4</sub> <sup>♭</sup> -C <sub>5</sub>		12- 1--	●●○ ●○○○		
		12- 123	●●○ ●●●●		
		12- 123 <sup>C#</sup>	●●○ ●●●● <sup>♯</sup>		
		12- 123 <sup>E♭</sup>	●●○ ●●●● <sup>♭</sup>		
B <sub>4</sub> -C <sub>5</sub>		1-- 1--	●○○ ●○○○		
		1-3 <sup>B♭</sup>  123 <sup>C</sup>	●○○  <sup>B♭</sup> ●●● <sup>♯</sup>		
B <sub>4</sub> -C <sub>5</sub> <sup>♯</sup> C <sub>5</sub> <sup>♭</sup> -D <sub>5</sub> <sup>♭</sup>		1- <sup>C#</sup> - ---	●○○  <sup>C#</sup> ○○○		
		1-- ---	●○○ ○○○		
B <sub>4</sub> <sup>♯</sup> -C <sub>5</sub> <sup>♯</sup> C <sub>5</sub> <sup>♭</sup> -D <sub>5</sub> <sup>♭</sup>		1-- 1--	●○○ ●○○○		
		1- <sup>C#</sup> - 1--	●○○  <sup>C#</sup> ○○○		
		023 123 <sup>C#</sup>	○●● ●●● <sup>♯</sup>		
C <sub>5</sub> -D <sub>5</sub>		1 <sup>D</sup> -- 1--	●○○  <sup>D</sup> ○○○		
		1-- 1 <sup>D</sup> --	●○○ ●○○ <sup>D</sup>		
		023 123 <sup>C</sup>	○●● ●●● <sup>♯</sup>		



























# Oboe Trill Chart

C $\sharp$ <sub>5</sub> -D <sub>5</sub>		023 123 $C\sharp$			
		-- $C\sharp$ - 1-- $E\flat$		Faster trill. Good tone. Emphasize the open C $\sharp$ .	<u>DD</u>
C $\sharp$ <sub>5</sub> -D $\sharp$ <sub>5</sub> D $\flat$ <sub>5</sub> -E $\flat$ <sub>5</sub>		023 $E\flat$  123 $C\sharp$			
D <sub>5</sub> -E $\flat$ <sub>5</sub>		023 123 $E\flat$			
		023 $E\flat$  123			
D <sub>5</sub> -E <sub>5</sub>		023 123			
D $\sharp$ <sub>5</sub> -E <sub>5</sub> E $\flat$ <sub>5</sub> -F $\sharp$ <sub>5</sub>		023 $E\flat$  123			
		023 123 $E\flat$			
D $\sharp$ <sub>5</sub> -E $\sharp$ <sub>5</sub> E $\flat$ <sub>5</sub> -F <sub>5</sub>		023 1 $2$ 3 $E\flat$			
		023 $E\flat$  123			
E <sub>5</sub> -F <sub>5</sub>		I 123 12 $F$ -			
		I 123 $F$  12-			
E <sub>5</sub> -F $\sharp$ <sub>5</sub> F $\flat$ <sub>5</sub> -G $\flat$ <sub>5</sub>		I 123 12-			
E $\sharp$ <sub>5</sub> -F $\sharp$ <sub>5</sub> F <sub>5</sub> -G $\sharp$ <sub>5</sub>		I 123 12 $F$ -			
		I 123 $F$  12-			
F <sub>5</sub> -G <sub>5</sub>		I 123 12 $F$ -			
		I 123 $F$  12-			
		I 123 1-3			
F $\sharp$ <sub>5</sub> -G <sub>5</sub>		I 123 1--			

# Oboe Trill Chart

		I 123 <sup>B</sup>  123 <sub>C</sub>		Harmonic (B <sub>3</sub> -C <sub>4</sub> ).	
		I 123 <sup>B</sup>  123 <sup>C</sup> <sub>C#</sub>		Harmonic (B <sub>3</sub> -C <sub>4</sub> ).	
<b>F<sub>5</sub>-G<sub>5</sub> G<sub>b5</sub>-A<sub>5</sub></b>		I 123 <sup>G#</sup>  1--			
		I 123 <sup>B</sup>  123 <sub>C#</sub>		Harmonic (B <sub>3</sub> -C <sub>4</sub> ).	
		I 123 <sup>B</sup>  123 <sup>C</sup> <sub>C#</sub>		Harmonic (B <sub>3</sub> -C <sub>4</sub> ).	
<b>G<sub>5</sub>-A<sub>b5</sub></b>		I 123 G#---			
		I 123 <sup>G#</sup>  ---			
		I 123 123 <sup>C</sup> <sub>C#</sub>		Harmonic (C <sub>4</sub> -D <sub>4</sub> ).	
<b>G<sub>5</sub>-A<sub>5</sub></b>		I 123 ---			
		I 123 123 <sub>C</sub>		Harmonic (C <sub>4</sub> -D <sub>4</sub> ).	
<b>G<sub>5</sub>-A<sub>5</sub></b>		I 123 A---		Closed-hole.	
		I 123 <sup>G#</sup>  ---			
		I 123 123 <sub>C#</sub>		Harmonic (C <sub>4</sub> -D <sub>4</sub> ).	
<b>G<sub>5</sub>-A<sub>5</sub> A<sub>75</sub>-B<sub>75</sub></b>		I 123 <sup>G#</sup>  ---			
		I 123 G#---			
		I 123 <sup>Eb</sup>  123 <sub>C#</sub>		Harmonic (D <sub>4</sub> -E <sub>4</sub> ).	
<b>A<sub>5</sub>-B<sub>5</sub></b>		<sup>II</sup> 12- 1--			
		<sup>II</sup> 123 123 <sub>Eb</sub>		Harmonic (D <sub>4</sub> -E <sub>4</sub> ).	
		<sup>II</sup> 123 <sup>Eb</sup>  123		Harmonic (D <sub>4</sub> -E <sub>4</sub> ).	
<b>A<sub>5</sub>-B<sub>5</sub></b>		<sup>II</sup> 12- ---			
















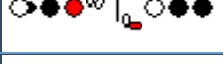









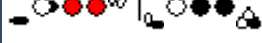
# Oboe Trill Chart

		$\text{II}^{123 123}$		Harmonic (D <sub>4</sub> -E <sub>4</sub> ).	
A <sub>5</sub> -B <sub>5</sub> B <sub>5</sub> -C <sub>6</sub>		$\text{II}^{1B2- 1--}$			
		$\text{II}^{12-G\# 1--}$			
		$\text{II}^{123 123E_b}$			
		$\text{II}^{123E_b 123}$			
		$\text{II}^{123E_b 123}$		Harmonic (D <sub>4</sub> -E <sub>4</sub> ).	
		$\text{II}^{123 123E_b}$		Harmonic (D <sub>4</sub> -E <sub>4</sub> ).	
A <sub>5</sub> -B <sub>5</sub> B <sub>5</sub> -C <sub>6</sub>		$\text{II}^{12- 1--}$			
		$\text{II}^{1-3 1-3}$			
		$\text{II}^{123 123E_b}$		Harmonic (E <sub>4</sub> -F <sub>4</sub> ).	
		$\text{II}^{123E_b 123}$		Harmonic (E <sub>4</sub> -F <sub>4</sub> ).	
B <sub>5</sub> -C <sub>6</sub>		$\text{II}^{1-- 1--}$			
		$\text{II}^{1B2- 1--}$			
		$\text{II}^{1-3 123}$		Harmonic (E <sub>4</sub> -F <sub>4</sub> ).	
		$\text{II}^{123 12F-}$		Harmonic (E <sub>4</sub> -F <sub>4</sub> ).	
		$\text{II}^{123F 12-}$		Harmonic (E <sub>4</sub> -F <sub>4</sub> ).	
B <sub>5</sub> -C <sub>6</sub> C <sub>6</sub> -D <sub>7</sub>		$\text{II}^{1-C\#- ---}$			
		$\text{II}^{1-- ---}$			
B <sub>5</sub> -C <sub>6</sub> C <sub>6</sub> -D <sub>7</sub>		$\text{II}^{1-C\#- 1--}$			
		$\text{II}^{1-- 1--}$			

# Oboe Trill Chart


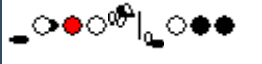
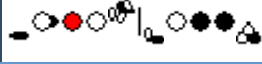






















		-23 12-c				
C <sub>6</sub> -D <sub>6</sub>		II <sup>1</sup> D-- 1--				
		II <sup>1</sup> -- 1D--				
		-23 12-				
C <sub>6</sub> -D <sub>6</sub>		-23 1--c				
		-23 12-c				
		023 1--				
		023 1-3C#				
		023 1 <sup>D</sup> --c			<u>RF</u>	
		-23 1 <sup>D</sup> --c			<u>RF</u>	
		- <sup>D</sup> 23 1--c			<u>RF</u>	
C <sub>6</sub> -D <sub>6</sub> D <sub>6</sub> -E <sub>6</sub>		-23 <sup>G#</sup>  1--c				
		023 <sup>G#</sup>  1--				
		023 <sup>G#</sup>  1-3C#				
		II <sup>D</sup> -C#- ---	D <sub>6</sub> -E <sub>6</sub>		023  <sup>G#</sup> ---c	
023 <sup>G#</sup>  ---c						
023 <sup>G#</sup>  ---	<td></td> <td></td>					
III-23 ---c		Slightly sharp Eb. Stable except at <i>ff</i> .	<u>DD</u>			
D <sub>6</sub> -E <sub>6</sub>		023 ---	<p>Get more from</p>			

# Oboe Trill Chart












		I 023 <sup>G#</sup>  1-F-			
		I -23 <sup>G#</sup>  1-F-			
D <sup>##</sup> <sub>6</sub> -E <sub>6</sub> E <sub>7</sub> <sub>6</sub> -F <sub>7</sub> <sub>6</sub>		023 <sup>B</sup>  2-3			
		023 <sup>G#</sup>  2-3			
		023 <sup>G#</sup>  ---			
		023 G#---			
		023 A---			
		023 A---C			
		023 A-2-C			
D <sup>##</sup> <sub>6</sub> -E <sup>b</sup> <sub>6</sub> E <sup>b</sup> <sub>6</sub> -F <sub>6</sub>		023 <sup>G#</sup>  ---C			
		023 G#---C			
		I 023 <sup>G#</sup>  ---		Trill G# pad.	
		023 <sup>B</sup>  G#-23		Alternate LH 3 with RH side G#.	
		023 <sup>B</sup>  G#---		Alternate LH 3 with RH side G#.	
E <sub>6</sub> -F <sub>6</sub>		I 023 <sup>B</sup>  G#-23Eb			
		I 023 <sup>G# Eb</sup>  2-3			
		I 02-G# ---			
		III 023 <sup>G#</sup>  2-23Eb			
E <sub>6</sub> -F <sup>##</sup> <sub>6</sub> F <sup>b</sup> <sub>6</sub> -G <sup>b</sup> <sub>6</sub>		I 023 <sup>G# Eb</sup>  2-3			
		I 023 <sup>B</sup>  G#-23			
		I 023 <sup>B</sup>  G#-23Eb			



# Oboe Trill Chart

<b>E<math>\flat</math><sub>6</sub>-F<math>\sharp</math><sub>6</sub></b> <b>F<sub>6</sub>-G<math>\flat</math><sub>6</sub></b> 	I 02-B  <sub>G#</sub> -23			
	I 02-B  <sub>G#</sub> -23 <sub>E<math>\flat</math></sub>			
	I 02-G $\sharp$ <sub>E<math>\flat</math></sub>  --23			
	I 02-G $\sharp$  ---E $\flat$			
	I 02-G $\sharp$  ---			
<b>F<sub>6</sub>-G<sub>6</sub></b> 	I 02-G $\sharp$ <sub>E<math>\flat</math></sub>  --23			
	I 02-B  <sub>G#</sub> -23			
	I 1 <sub>B</sub> 23 1--C			
	I 02-G $\sharp$  1--			
<b>F<math>\sharp</math><sub>6</sub>-G<sub>6</sub></b> 	I 1 <sub>B</sub> 2- 1--C			
	I 1 <sub>B</sub> 2- 1-F-		For open-hole models.	
	I 1 <sub>B</sub> 2-F 1--		For open-hole models.	
	I 02- 1-3 <sub>C</sub>			
	III 12-G $\sharp$  12-C			
<b>F<math>\sharp</math><sub>6</sub>-G<math>\sharp</math><sub>6</sub></b> <b>G<math>\flat</math><sub>6</sub>-A<math>\flat</math><sub>6</sub></b> 	I 12- 1--C			
	I 12- 12-F-			
	I 12- 12 <sub>F</sub> -C			
	III 12-F 12-			
	III 12-F 12-C			
	I 1 <sub>B</sub> 2- 12-			
<b>G<sub>6</sub>-A<math>\flat</math><sub>6</sub></b>	I 1-3 1--			

# Oboe Trill Chart

		I 0 <sub>B</sub> 2- 1--			
		III 1-3 1--			
		III 1-- <sup>G#</sup>  2 <sub>F</sub> -C			
<b>G<sub>6</sub>-A<sub>6</sub></b>		I 1-3 1--			
		I 0 <sub>2</sub> - <sup>B</sup>  1--			
<b>G<sub>6</sub><sup>#</sup>-A<sub>6</sub></b>		I 0 <sub>B</sub> -- <sup>B</sup>  1--			
		III 1-3 <sup>B</sup>  2-3			
<b>G<sub>6</sub><sup>#</sup>-A<sub>6</sub><sup>#</sup> A<sub>6</sub><sup>b</sup>-B<sub>7</sub><sub>6</sub></b>				<i><u>Submit a fingering for this trill or for a higher trill.</u></i>	