






Using the Flashcard Template

- 
- Copy the presentation to your hard drive.
 - There are two sets of templates:
 - Slides #3 & 4 are for identifying terms
 - Slides #5 & 6 are for learning definitions
 - Open the slides using *slide sorter* and copy either set of slides for each term/definition you are going to construct.
 - Go to each slide and substitute the text with the proper terms or definitions.
 - Delete this slide (slide #1) after you are done.
 - Save the file.
- 




FLASH CARDS



Type the definition of the term.



Click for Term



**Type the correct term or
answer.**



**Repeat the same definition you typed in
the previous slide.**

Click for Term



Type the term.



Click for Definition



Type the correct definition for the term below.



Repeat the term from the previous slide.

Click for Definition