

# Organic Molecules Presenter Name

# Agenda or Summary Layout

A second line of text could go here

10:00am

Discussion Item One – A Placeholder for text  
Add a second line of text here

11:00am

Discussion Item Two – A Placeholder for text  
Add a second line of text here

1:00pm

Discussion Item Three – A Placeholder  
Add a second line of text here

2:00pm

Discussion Item Four – A Placeholder  
Add a second line of text here

12:00pm

Discussion Item Five – A Place Holder  
Add a second line of text here

3:00pm

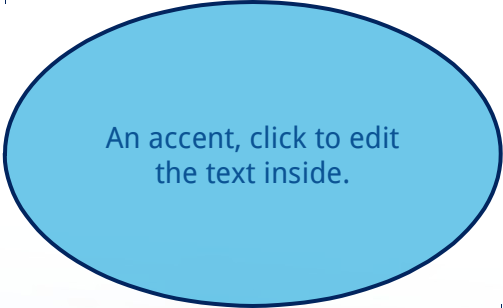
Discussion Item Six  
Add a second line of text here

# Main Content Page Layout

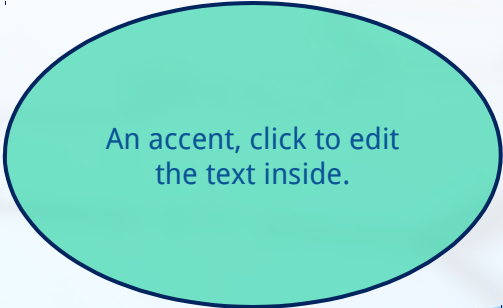
## Add a subtitle here

### This text is a placeholder.

- Here is the second level.
- You may change this text
  - Here is the third level
  - Formatting is controlled by the slide master and the layout pages.
    - There is a third level
      - And even a fourth level



An accent, click to edit the text inside.



An accent, click to edit the text inside.

# Comparison Page Layout

A SECOND LINE OF TEXT COULD GO HERE

A callout,  
this can  
be edited  
or deleted

## COMPARISON OF ITEM ONE

THIS IS A PLACE HOLDER FOR ITEM ONE.  
ITEM ONE CAN BE TEXT, A PICTURE, GRAPH,  
TABLE, ETC.

Here is level two

Here is level three

Level 4

Level 4, you may add more text or delete  
this text.

## COMPARISON OF ITEM TWO

This is a place holder for item one.  
Item one can be text, a picture, graph,  
table, etc.


- Here is level two
  - Here is level three

## A Two Column Page Layout

A Second line of text can go here.


A content placeholder.  
Use for text, graphics,  
tables and graphs. You  
can change this text or  
delete it.

- Here is a placeholder for more text. You may delete this text
- Here is a placeholder for more text. You may delete this text



## Two Picture Page Layout

A second line of text here



A placeholder for text for the first picture

- More information can be added here by changing this text.




A placeholder for the second picture

- More information can be added here by changing this text.
- Make changes to this text.

## Three Picture Page Layout

A second line of text may go here.



A description of the first picture. You may change this text.

A description of the second picture. You may change this text.

A description of the third picture. You may change this text.

A second

A second

A second

## Table Page Layout

A second line of text can go here.

Here is the description of the table. You may change or delete this text as you wish.

This chart is compatible with PowerPoint 97 to 2007.

Geographic Region	Q1	Q2	Q3	Q4
United States	1254	1254	1254	1254
Europe and Asia	324	324	324	324
Australia	32	32	32	32
South America	2	2	2	2
Canada	1	1	1	1
Mexico	1	1	1	1
<b>TOTALS</b>	1614	1614	1614	1614

Here is a



# Comparison Table Layout

A second line of text can go here.



Quarter	North America	Asia	Europe	Australia
Q1 2009	123	34	45	10
Q2 2009	134	35	44	12
Q3 2009	150	45	50	14
Q4 2009	201	55	60	18
Q1 2010	175	44	47	13
Q2 2010	180	48	52	14
Q3 2010	204	55	60	16
Q4 2010	250	62	70	20

Quarter	North America	Asia	Europe	Australia
Q1 2009	123	34	45	10
Q2 2009	134	35	44	12
Q3 2009	150	45	50	14
Q4 2009	201	55	60	18
Q1 2010	175	44	47	13
Q2 2010	180	48	52	10
Q3 2010	204	55	60	4
Q4 2010	250	62	70	1

*Here is the description of the table. You may change or delete this text as you wish. This table is compatible with PowerPoint 97 to 2007.*

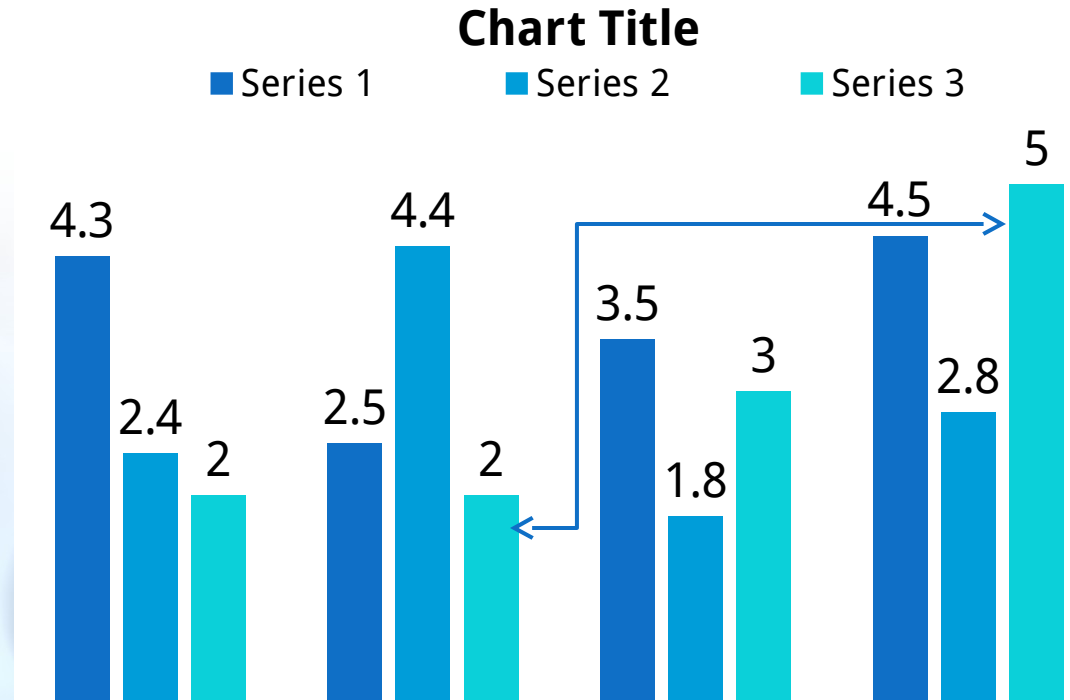
## Bar Graph Page Layout

A Second Line of text may go here

Here is the description of the chart. You may change or delete this text as you wish.

This chart is compatible with PowerPoint 97 to 2007.

Here is a



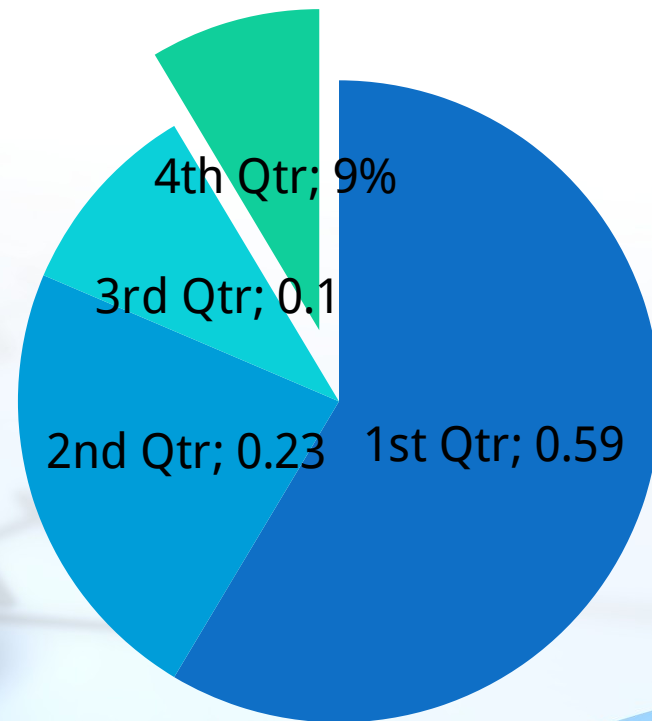
## Pie Graph Page Layout

PowerPoint 97 through 2007 Compatible

**Chart Title**

Here is the description of the chart. You may change or delete this text as you wish.

This chart is compatible with PowerPoint 97 to 2007.



Here is a


## Pie Graph Page Layout

PowerPoint 97 through 2007 Compatible

Here is the description of the chart. You may change or delete this text as you wish.

This chart is compatible with PowerPoint 97 to 2007.

Here is a

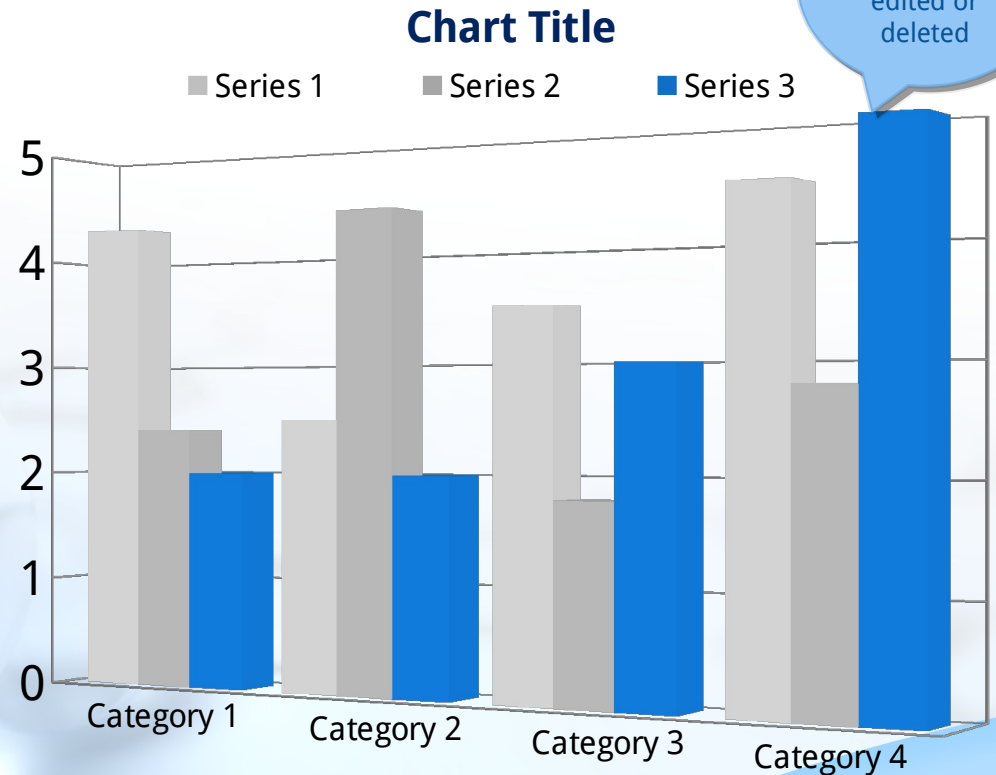


## Bar Graph Page Layout PowerPoint 2007 Enhanced Version

Here is the description of the chart. You may change or delete this text as you wish.

This chart utilizes features only available with 2007.

Here is a



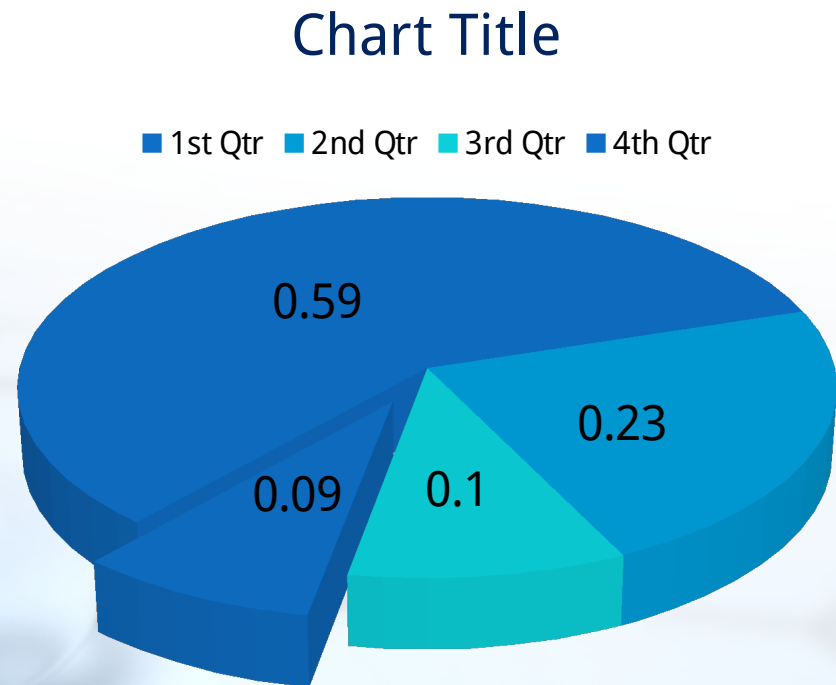
## Pie Graph Page Layout

### PowerPoint 2007 Enhanced Version

Here is the description of the chart. You may change or delete this text as you wish.

This chart utilizes features only available with 2007.

Here is a



## Smart Art Page Layout

### PowerPoint 2007 Enhanced Version

This chart utilizes ***Smart Art*** which is feature in PowerPoint 2007. If you wish to make charts like this and don't have PPT 2007, we have provided the graphical elements to help you build this yourself.

## Smart Art Page Layout

### PowerPoint 2007 Enhanced Version

This chart utilizes ***Smart Art*** which is feature in PowerPoint 2007.

If you wish to make charts like this and don't have PPT 2007, we have provided the graphical elements to help you build this yourself.




## Smart Art Page Layout

### PowerPoint 2007 Enhanced Version

This chart utilizes  
***Smart Art*** which is  
feature in  
PowerPoint 2007.

If you wish to  
make charts like  
this and don't have  
PPT 2007, we have  
provided the  
graphical elements  
to help you build  
this yourself.



**Picture Page Layout**

Your picture caption can go here. Picture from  
PresenterMedia.com