



ZXHN H108L

Wireless ADSL Router

Maintenance Manual

Version 1.0

ZTE CORPORATION
ZTE Plaza, Keji Road South,
Hi-Tech Industrial Park,
Nanshan District, Shenzhen,
P. R. China
518057
Tel: (86) 755 26771900 800-9830-9830
Fax: (86) 755 26772236
URL: <http://support.zte.com.cn>
E-mail: doc@zte.com.cn

LEGAL INFORMATION

Copyright © 2010 ZTE CORPORATION.

The contents of this document are protected by copyright laws and international treaties. Any reproduction or distribution of this document or any portion of this document, in any form by any means, without the prior written consent of ZTE CORPORATION is prohibited. Additionally, the contents of this document are protected by contractual confidentiality obligations.

All company, brand and product names are trade or service marks, or registered trade or service marks, of ZTE CORPORATION or of their respective owners.

This document is provided "as is", and all express, implied, or statutory warranties, representations or conditions are disclaimed, including without limitation any implied warranty of merchantability, fitness for a particular purpose, title or non-infringement. ZTE CORPORATION and its licensors shall not be liable for damages resulting from the use of or reliance on the information contained herein.

ZTE CORPORATION or its licensors may have current or pending intellectual property rights or applications covering the subject matter of this document. Except as expressly provided in any written license between ZTE CORPORATION and its licensee, the user of this document shall not acquire any license to the subject matter herein.

The contents of this document and all policies of ZTE CORPORATION, including without limitation policies related to support or training are subject to change without notice.

Revision History

Date	Revision No.	Serial No.	Description
2012/10/19	R1.0		First Edition
2013/4/7	R2.0		Second Edition

ZTE CORPORATION

Values Your Comments & Suggestions!

Your opinion is of great value and will help us improve the quality of our product documentation and offer better services to our customers.

Please fill out the following questionnaire and fax to:

(86) 755-26772236;

Or mail to:

Publications R&D Department, ZTE CORPORATION, ZTE Plaza, A Wing, Keji Road South, Hi-Tech Industrial Park, Shenzhen, P. R. China 518057.

Thank you for your cooperation!

Your Comments & Suggestions

Document Name	ZXHN H108L Wireless ADSL Router Maintenance Manual		
Product Version	V4.0	Document Revision Number	R1.0
Equipment Installation Date			
Your evaluation of this document	Presentation: (Introductions, Procedures, Illustrations, Completeness, Level of Detail, Organization, Appearance) <input type="checkbox"/> Good <input type="checkbox"/> Fair <input type="checkbox"/> Average <input type="checkbox"/> Poor <input type="checkbox"/> Bad <input type="checkbox"/> N/A		
	Accessibility: (Contents, Index, Headings, Numbering, Glossary) <input type="checkbox"/> Good <input type="checkbox"/> Fair <input type="checkbox"/> Average <input type="checkbox"/> Poor <input type="checkbox"/> Bad <input type="checkbox"/> N/A		
	Intelligibility: (Language, Vocabulary, Readability & Clarity, Technical Accuracy, Content) <input type="checkbox"/> Good <input type="checkbox"/> Fair <input type="checkbox"/> Average <input type="checkbox"/> Poor <input type="checkbox"/> Bad <input type="checkbox"/> N/A		
Your suggestions for improvement of this document	Please check the suggestions which you feel can improve this documentation: <input type="checkbox"/> Improve the overview/introduction <input type="checkbox"/> Make it more concise/brief <input type="checkbox"/> Improve the Contents <input type="checkbox"/> Add more step-by-step procedures <input type="checkbox"/> Improve the organization <input type="checkbox"/> Add more troubleshooting information <input type="checkbox"/> Include more figures <input type="checkbox"/> Make it less technical <input type="checkbox"/> Add more examples <input type="checkbox"/> Add more/better quick reference aids <input type="checkbox"/> Add more detail <input type="checkbox"/> Improve the index <input type="checkbox"/> Other suggestions		
	_____ _____ _____ _____ _____ # Please feel free to write any comments on an attached sheet.		
If you wish to be contacted regarding your comments, please complete the following:			
Name		Company	
Postcode		Address	
Telephone		E-mail	

Contents

About this Manual	i
Purpose of this Manual	i
Typographical Conventions	i
Mouse Operation Conventions	ii
Safety Signs	ii
How to Get in Touch.....	iii
Customer Support.....	iii
Documentation Support.....	iii
Safety Instructions	v
During Installation and Application.....	v
For Service	vi
Chapter 1	1
Introduction	1
Overview.....	1
Packing List	2
Front Panel	2
Rear Panel.....	4
System Requirements	5
Chapter 2	7
Product Installation	7
Hardware Connections.....	7
Default Settings	8

Computer Configuration	9
Checking Computer Configuration	9
Configuring TCP/IP	9
Chapter 3	11
Configuration Page Login	11
Chapter 4	14
Interface Setup	14
Internet Configuration	15
ATM VC and ATM Qos	15
Encapsulation	17
LAN Configuration	23
Router Local IP	24
DHCP	25
Wireless Configuration	27
Access Point Settings	28
Multiple SSIDs Settings	29
Wireless MAC Address Filter	30
Chapter 5	31
Advanced Setup	31
Firewall Configuration	31
Routing Configuration	32
NAT Configuration	33
QoS Configuration	34
VLAN Configuration	36
ADSL Configuration	39
Chapter 6	40
Access Management	40

ACL Management.....	40
Filter Management	41
UPnP Management.....	43
DDNS Management.....	44
CWMP Management	45
Chapter 7	49
Maintenance	49
Administration Configuration	49
Time Zone Configuration	50
Firmware Configuration	50
SysRestart Configuration	51
Diagnostics.....	52
Chapter 8	53
Status.....	53
Device Information.....	53
System Log	54
Statistics	55
Chapter 9	58
Troubleshooting.....	58
Appendix A.....	60
Technical Specifications	60
Appendix B.....	62
Computer WLAN Configuration	62
Appendix C.....	69
PPPoE Dial-up Configuration	69

Figures..... 73

Tables 75

About this Manual




Purpose of this Manual

This manual provides the basic information of installing, configuring and maintaining the ZXHN H108L wireless ADSL router. It is a reference book for the maintenance personnel of ZXHN H108L.

Typographical Conventions

ZTE documents employ the following typographical conventions.

TABLE 1 TYPOGRAPHICAL CONVENTIONS

Typeface	Meaning
<i>Italics</i>	References to other guides and documents; parameter values
"Quotes"	Links on screens
Bold	Menus, menu options, input fields, radio button names, check boxes, drop-down lists, dialog box names, window names
CAPS	Keys on the keyboard and buttons on screens and company name
Constant width	Text that you type, program code, files and directory names, and function names
[]	Optional parameters
{ }	Mandatory parameters
	Select one of the parameters that are delimited by it
	Note: Provides additional information about a certain topic
	Checkpoint: Indicates that a particular step needs to be checked before proceeding further
	Tip: Indicates a suggestion or hint to make things easier or more productive for the reader








Mouse Operation Conventions

TABLE 2 MOUSE OPERATION CONVENTIONS

Typeface	Meaning
Click	Refers to clicking the primary mouse button (usually the left mouse button) once.
Double-click	Refers to quickly clicking the primary mouse button (usually the left mouse button) twice.
Right-click	Refers to clicking the secondary mouse button (usually the right mouse button) once.
Drag	Refers to pressing and holding a mouse button and moving the mouse.

Safety Signs

TABLE 3 SAFETY SIGNS

Safety Signs	Meaning
	Danger: Indicates an imminently hazardous situation, which if not avoided, will result in death or serious injury. This signal word should be limited to only extreme situations.
	Warning: Indicates a potentially hazardous situation, which if not avoided, could result in death or serious injury.
	Caution: Indicates a potentially hazardous situation, which if not avoided, could result in minor or moderate injury. It may also be used to alert against unsafe practices.
	Erosion: Beware of erosion.
	Electric shock: There is a risk of electric shock.
	Electrostatic: The device may be sensitive to static electricity.
	Microwave: Beware of strong electromagnetic field.